

Product Datasheet

BMPR-IB/ALK-6 Antibody - BSA Free NBP2-14889

Unit Size: 0.1 ml

Aliquot and store at -20C or -80C. Avoid freeze-thaw cycles.

www.novusbio.com



technical@novusbio.com

Protocols, Publications, Related Products, Reviews, Research Tools and Images at:
www.novusbio.com/NBP2-14889

Updated 9/9/2025 v.20.1

Earn rewards for product
reviews and publications.

Submit a publication at www.novusbio.com/publications

Submit a review at www.novusbio.com/reviews/destination/NBP2-14889



NBP2-14889**BMPR-IB/ALK-6 Antibody - BSA Free**

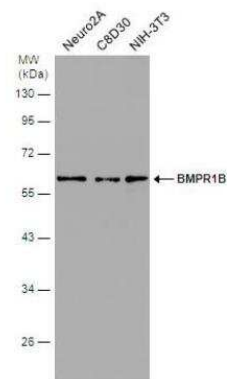
Product Information	
Unit Size	0.1 ml
Concentration	Concentrations vary lot to lot. See vial label for concentration. If unlisted please contact technical services.
Storage	Aliquot and store at -20C or -80C. Avoid freeze-thaw cycles.
Clonality	Polyclonal
Preservative	0.025% Proclin 300
Isotype	IgG
Purity	Antigen Affinity-purified
Buffer	PBS, 20% Glycerol
Target Molecular Weight	57 kDa

Product Description	
Description	Novus Biologicals Rabbit BMPR-IB/ALK-6 Antibody - BSA Free (NBP2-14889) is a polyclonal antibody validated for use in IHC and WB. All Novus Biologicals antibodies are covered by our 100% guarantee.
Host	Rabbit
Gene ID	658
Gene Symbol	BMPR1B
Species	Human, Mouse, Rat, Bovine
Immunogen	Recombinant protein encompassing a sequence within the center region of human BMPR-IB/ALK-6. The exact sequence is proprietary.

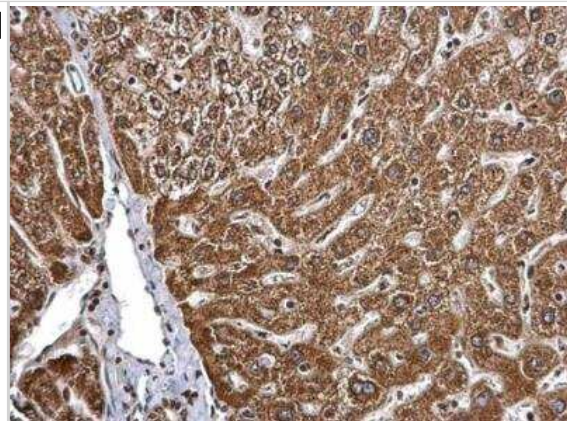
Product Application Details	
Applications	Western Blot, Immunohistochemistry-Paraffin, Immunohistochemistry, Immunohistochemistry-Frozen
Recommended Dilutions	Western Blot 1:500-1:10000, Immunohistochemistry 1:100-1:1000, Immunohistochemistry-Paraffin 1:100-1:1000, Immunohistochemistry-Frozen 1:100-1:1000

Images

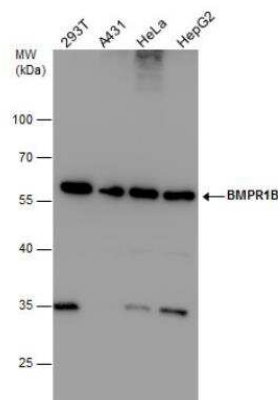
Western Blot: BMPR-IB/ALK-6 Antibody [NBP2-14889] - Various whole cell extracts (30 ug) were separated by 10% SDS-PAGE, and the membrane was blotted with BMPR1B antibody [N3C3] diluted at 1:1000.



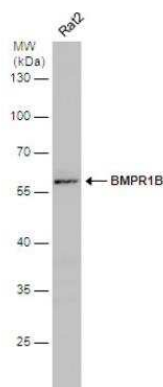
Immunohistochemistry-Paraffin: BMPR-IB/ALK-6 Antibody [NBP2-14889] - Paraffin-embedded human hepatoma. BMPR1B antibody [N3C3] dilution: 1:500.



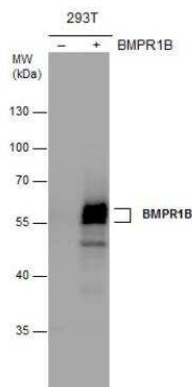
Western Blot: BMPR-IB/ALK-6 Antibody [NBP2-14889] - Various whole cell extracts (30 ug) were separated by 10% SDS-PAGE, and the membrane was blotted with BMPR1B antibody diluted at 1:1000.



Western Blot: BMPR-IB/ALK-6 Antibody [NBP2-14889] - Whole cell extract (30 ug) was separated by 10% SDS-PAGE, and the membrane was blotted with BMPR1B antibody [N3C3] diluted at 1:1000.



Western Blot: BMPR-IB/ALK-6 Antibody [NBP2-14889] - Non-transfected (-) and BMPR1B-transfected (+,) 293T whole cell extracts (30 ug) were separated by 10% SDS-PAGE, and the membrane was blotted with BMPR1B antibody at a dilution of 1:5000.



BMPR1B antibody [N3C3] detects BMPR1B protein by immunohistochemical analysis.

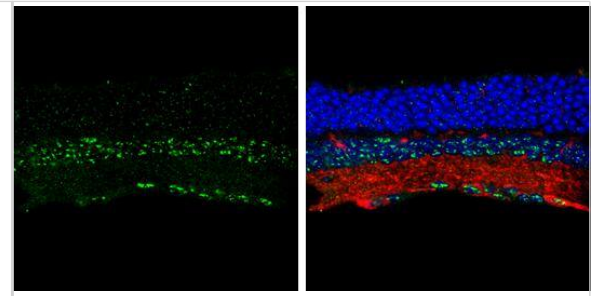
Sample: Frozen sectioned adult mouse retina.

Green: BMPR1B protein stained by BMPR1B antibody [N3C3] (NBP2-14889) diluted at 1:250.

Red: beta Tubulin 3/ TUJ1, stained by beta Tubulin 3/ TUJ1 antibody [GT11710] diluted at 1:250.

Blue: Fluoroshield with DAPI .

Antigen Retrieval: Citrate buffer, pH 6.0, 15 min





Novus Biologicals USA

10730 E. Briarwood Avenue
Centennial, CO 80112
USA
Phone: 303.730.1950
Toll Free: 1.888.506.6887
Fax: 303.730.1966
nb-customerservice@bio-techne.com

Bio-Techne Canada

21 Canmotor Ave
Toronto, ON M8Z 4E6
Canada
Phone: 905.827.6400
Toll Free: 855.668.8722
Fax: 905.827.6402
canada.inquires@bio-techne.com

Bio-Techne Ltd

19 Barton Lane
Abingdon Science Park
Abingdon, OX14 3NB, United Kingdom
Phone: (44) (0) 1235 529449
Free Phone: 0800 37 34 15
Fax: (44) (0) 1235 533420
info.EMEA@bio-techne.com

General Contact Information

www.novusbio.com
Technical Support: nb-technical@bio-techne.com
Orders: nb-customerservice@bio-techne.com
General: novus@novusbio.com

Products Related to NBP2-14889

NBP2-33376H	Blue Marker Antibody (6F4-F6) [HRP]
HAF008	Goat anti-Rabbit IgG Secondary Antibody [HRP]
NB7160	Goat anti-Rabbit IgG (H+L) Secondary Antibody [HRP]
NBP2-24891	Rabbit IgG Isotype Control

Limitations

This product is for research use only and is not approved for use in humans or in clinical diagnosis. Primary Antibodies are guaranteed for 1 year from date of receipt.

For more information on our 100% guarantee, please visit www.novusbio.com/guarantee

Earn gift cards/discounts by submitting a review: www.novusbio.com/reviews/submit/NBP2-14889

Earn gift cards/discounts by submitting a publication using this product:
www.novusbio.com/publications

