

# Product Datasheet

## CD45 Antibody (CL0160) - BSA Free NBP2-14783

Unit Size: 0.1 ml

Store at 4C short term. Aliquot and store at -20C long term. Avoid freeze-thaw cycles.

[www.novusbio.com](http://www.novusbio.com)



[technical@novusbio.com](mailto:technical@novusbio.com)

Protocols, Publications, Related Products, Reviews, Research Tools and Images at:  
[www.novusbio.com/NBP2-14783](http://www.novusbio.com/NBP2-14783)

Updated 12/2/2025 v.20.1

Earn rewards for product  
reviews and publications.

Submit a publication at [www.novusbio.com/publications](http://www.novusbio.com/publications)

Submit a review at [www.novusbio.com/reviews/destination/NBP2-14783](http://www.novusbio.com/reviews/destination/NBP2-14783)



**NBP2-14783**

CD45 Antibody (CL0160) - BSA Free

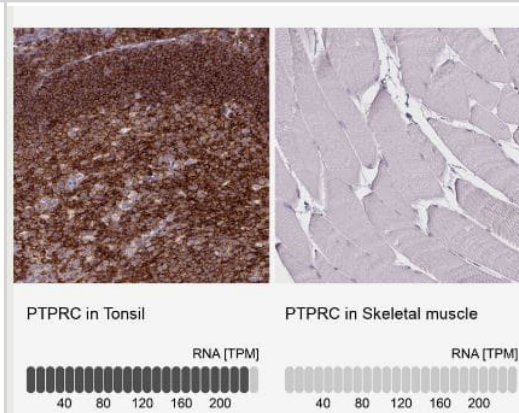
Product Information	
Unit Size	0.1 ml
Concentration	Concentrations vary lot to lot. See vial label for concentration. If unlisted please contact technical services.
Storage	Store at 4C short term. Aliquot and store at -20C long term. Avoid freeze-thaw cycles.
Clonality	Monoclonal
Clone	CL0160
Preservative	0.02% Sodium Azide
Isotype	IgG2a
Purity	Protein A purified
Buffer	PBS (pH 7.2) and 40% Glycerol
Target Molecular Weight	147 kDa

Product Description	
Description	Novus Biologicals Mouse CD45 Antibody (CL0160) - BSA Free (NBP2-14783) is a monoclonal antibody validated for use in IHC and WB. All Novus Biologicals antibodies are covered by our 100% guarantee.
Host	Mouse
Gene ID	5788
Gene Symbol	PTPRC
Species	Human
Immunogen	This antibody was developed using a recombinant protein derived from P08575, with the exact immunogen sequence remaining proprietary.


Product Application Details	
Applications	Western Blot, Immunohistochemistry-Paraffin, Immunohistochemistry
Recommended Dilutions	Western Blot 1 ug/ml, Immunohistochemistry 1:500 - 1:1000, Immunohistochemistry-Paraffin 1:500-1:1000
Application Notes	For IHC-Paraffin, HIER pH 6 retrieval is recommended.

**Images**

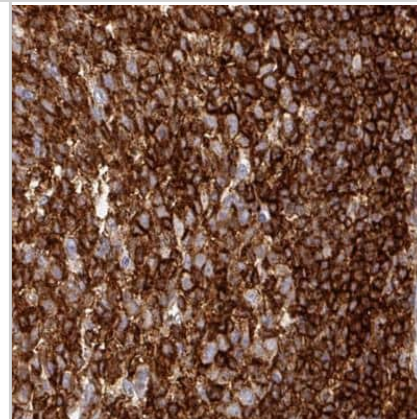
Immunohistochemistry-Paraffin: CD45 Antibody (CL0160) [NBP2-14783]  
 -Analysis in human tonsil and skeletal muscle tissues using NBP2-14783 antibody. Corresponding PTPRC RNA-seq data are presented for the same tissues.



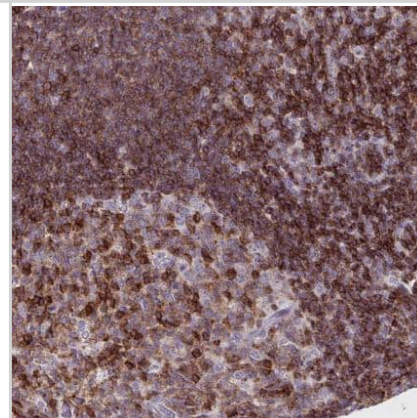
Western Blot: CD45 Antibody (CL0160) [NBP2-14783] - Western Blot analysis using CD45 antibody (CL0160) [NBP2-14783]. Lane 1: Marker [kDa]. Lane 2: Human cell line Jurkat. Lane 3: Human cell line MCF-7. Observed molecular weight ~230 kDa.



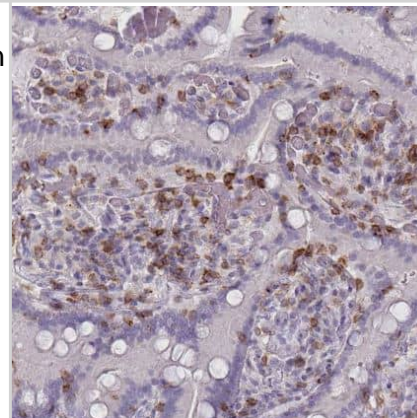
Immunohistochemistry-Paraffin: CD45 Antibody (CL0160) [NBP2-14783] - Staining of human tonsil using CD45 antibody (CL0160) [NBP2-14783] shows strong positivity in a majority of lymphoid cells



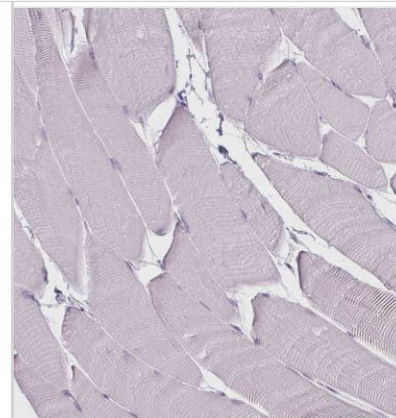
Immunohistochemistry-Paraffin: CD45 Antibody (CL0160) [NBP2-14783] - Staining of human lymph node shows moderate to strong membranous positivity in lymphoid cells.



Immunohistochemistry-Paraffin: CD45 Antibody (CL0160) [NBP2-14783] - Staining of human duodenum shows moderate membranous positivity in lymphoid cells.



Immunohistochemistry-Paraffin: CD45 Antibody (CL0160) [NBP2-14783]  
-Staining of human skeletal muscle shows no positivity in myocytes as expected.





### **Novus Biologicals USA**

10730 E. Briarwood Avenue  
Centennial, CO 80112  
USA  
Phone: 303.730.1950  
Toll Free: 1.888.506.6887  
Fax: 303.730.1966  
nb-customerservice@bio-techne.com

### **Bio-Techne Canada**

21 Canmotor Ave  
Toronto, ON M8Z 4E6  
Canada  
Phone: 905.827.6400  
Toll Free: 855.668.8722  
Fax: 905.827.6402  
canada.inquires@bio-techne.com

### **Bio-Techne Ltd**

19 Barton Lane  
Abingdon Science Park  
Abingdon, OX14 3NB, United Kingdom  
Phone: (44) (0) 1235 529449  
Free Phone: 0800 37 34 15  
Fax: (44) (0) 1235 533420  
info.EMEA@bio-techne.com

### **General Contact Information**

www.novusbio.com  
Technical Support: nb-technical@bio-techne.com  
Orders: nb-customerservice@bio-techne.com  
General: novus@novusbio.com

### **Products Related to NBP2-14783**

---

NBP2-33376H	Blue Marker Antibody (6F4-F6) [HRP]
HAF007	Goat anti-Mouse IgG Secondary Antibody [HRP]
NB7539	Goat anti-Mouse IgG (H+L) Secondary Antibody [HRP]
NBP1-96778	Mouse IgG2a Isotype Control (M2A)

---

### **Limitations**

This product is for research use only and is not approved for use in humans or in clinical diagnosis. Primary Antibodies are guaranteed for 1 year from date of receipt.

For more information on our 100% guarantee, please visit [www.novusbio.com/guarantee](http://www.novusbio.com/guarantee)

Earn gift cards/discounts by submitting a review: [www.novusbio.com/reviews/submit/NBP2-14783](http://www.novusbio.com/reviews/submit/NBP2-14783)

Earn gift cards/discounts by submitting a publication using this product:  
[www.novusbio.com/publications](http://www.novusbio.com/publications)

