

Product Datasheet

Endosialin/CD248/TEM1 Antibody - BSA Free NBP2-14462

Unit Size: 0.1 ml

Store at 4C short term. Aliquot and store at -20C long term. Avoid freeze-thaw cycles.

www.novusbio.com



technical@novusbio.com

Publications: 1

Protocols, Publications, Related Products, Reviews, Research Tools and Images at:
www.novusbio.com/NBP2-14462

Updated 3/4/2026 v.20.1

Earn rewards for product
reviews and publications.

Submit a publication at www.novusbio.com/publications

Submit a review at www.novusbio.com/reviews/destination/NBP2-14462



NBP2-14462

Endosialin/CD248/TEM1 Antibody - BSA Free

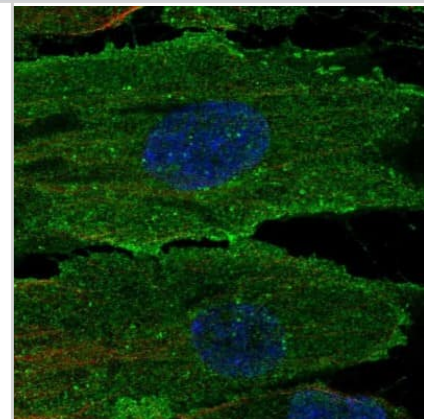
Product Information	
Unit Size	0.1 ml
Concentration	Concentrations vary lot to lot. See vial label for concentration. If unlisted please contact technical services.
Storage	Store at 4C short term. Aliquot and store at -20C long term. Avoid freeze-thaw cycles.
Clonality	Polyclonal
Preservative	0.02% Sodium Azide
Isotype	IgG
Purity	Affinity purified
Buffer	PBS (pH 7.2) and 40% Glycerol

Product Description	
Host	Rabbit
Gene ID	57124
Gene Symbol	CD248
Species	Human
Reactivity Notes	Human reactivity reported in scientific literature (PMID: 26300407).
Immunogen	This antibody was developed against a recombinant protein corresponding to the amino acids: EEDEDEAWKAFNGGWTEMPGILWMEPTQPPDFALAYRPSFPEDREPQIPYPE PTWPPPLSAPRVPHYHSSVLSVTRPVVVSATH

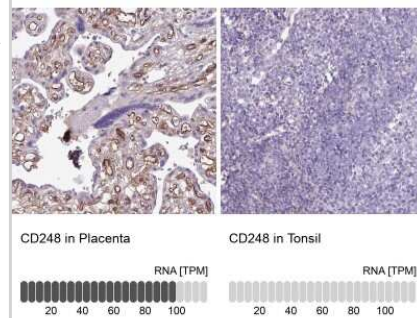
Product Application Details	
Applications	Immunohistochemistry-Paraffin, Immunocytochemistry/ Immunofluorescence, Immunohistochemistry
Recommended Dilutions	Immunohistochemistry 1:50 - 1:200, Immunocytochemistry/ Immunofluorescence 0.25-2 ug/ml, Immunohistochemistry-Paraffin 1:50 - 1:200
Application Notes	For IHC-Paraffin, HIER pH 6 retrieval is recommended. ICC/IF Fixation Permeabilization: Use PFA/Triton X-100.

Images

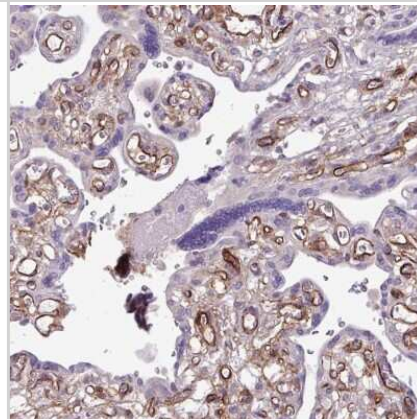
Immunocytochemistry/Immunofluorescence: Endosialin/CD248/TEM1 Antibody [NBP2-14462] - Staining of human cell line ASC TERT1 shows localization to nucleoplasm & plasma membrane. Antibody staining is shown in green.



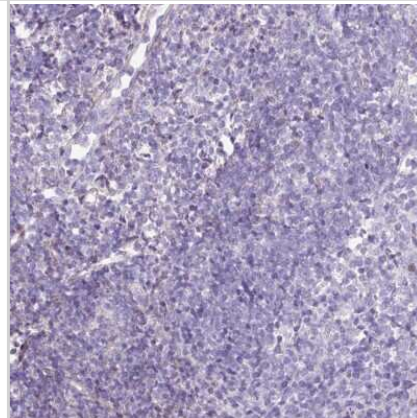
Immunohistochemistry-Paraffin: Endosialin/CD248/TEM1 Antibody [NBP2-14462] - Staining in human placenta and tonsil tissues using anti-CD248 antibody. Corresponding CD248 RNA-seq data are presented for the same tissues.



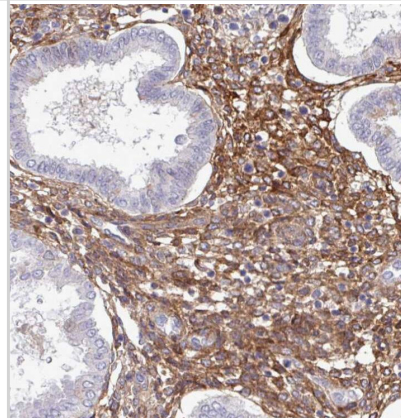
Immunohistochemistry-Paraffin: Endosialin/CD248/TEM1 Antibody [NBP2-14462] - Staining of human placenta shows high expression.



Immunohistochemistry-Paraffin: Endosialin/CD248/TEM1 Antibody [NBP2-14462] - Staining of human tonsil shows low expression as expected.



Staining of human endometrium shows strong membranous positivity in stromal cells.



Publications

SUN DX, LIAO GJ, LIU KG et al. Endosialin-expressing bone sarcoma stem-like cells are highly tumor-initiating and invasive. Mol Med Rep 2015-10-01 [PMID: 26300407] (ICC/IF, Human)



Novus Biologicals USA

10730 E. Briarwood Avenue
Centennial, CO 80112
USA
Phone: 303.730.1950
Toll Free: 1.888.506.6887
Fax: 303.730.1966
nb-customerservice@bio-techne.com

Bio-Techne Canada

21 Canmotor Ave
Toronto, ON M8Z 4E6
Canada
Phone: 905.827.6400
Toll Free: 855.668.8722
Fax: 905.827.6402
canada.inquires@bio-techne.com

Bio-Techne Ltd

19 Barton Lane
Abingdon Science Park
Abingdon, OX14 3NB, United Kingdom
Phone: (44) (0) 1235 529449
Free Phone: 0800 37 34 15
Fax: (44) (0) 1235 533420
info.EMEA@bio-techne.com

General Contact Information

www.novusbio.com
Technical Support: nb-technical@bio-techne.com
Orders: nb-customerservice@bio-techne.com
General: novus@novusbio.com

Products Related to NBP2-14462

NBP2-14462PEP	Endosialin/CD248/TEM1 Recombinant Protein Antigen
HAF008	Goat anti-Rabbit IgG Secondary Antibody [HRP]
NB7160	Goat anti-Rabbit IgG (H+L) Secondary Antibody [HRP]
NBP2-24891	Rabbit IgG Isotype Control

Limitations

This product is for research use only and is not approved for use in humans or in clinical diagnosis. Primary Antibodies are guaranteed for 1 year from date of receipt.

For more information on our 100% guarantee, please visit www.novusbio.com/guarantee

Earn gift cards/discounts by submitting a review: www.novusbio.com/reviews/submit/NBP2-14462

Earn gift cards/discounts by submitting a publication using this product:
www.novusbio.com/publications

