

Product Datasheet

Collagen XIII alpha 1 Antibody - BSA Free NBP2-13854

Unit Size: 0.1 ml

Store at 4C short term. Aliquot and store at -20C long term. Avoid freeze-thaw cycles.

www.novusbio.com



technical@novusbio.com

Reviews: 1

Protocols, Publications, Related Products, Reviews, Research Tools and Images at:
www.novusbio.com/NBP2-13854

Updated 12/2/2025 v.20.1

Earn rewards for product
reviews and publications.

Submit a publication at www.novusbio.com/publications

Submit a review at www.novusbio.com/reviews/destination/NBP2-13854



NBP2-13854

Collagen XIII alpha 1 Antibody - BSA Free

Product Information	
Unit Size	0.1 ml
Concentration	Concentrations vary lot to lot. See vial label for concentration. If unlisted please contact technical services.
Storage	Store at 4C short term. Aliquot and store at -20C long term. Avoid freeze-thaw cycles.
Clonality	Polyclonal
Preservative	0.02% Sodium Azide
Isotype	IgG
Purity	Affinity purified
Buffer	PBS (pH 7.2) and 40% Glycerol

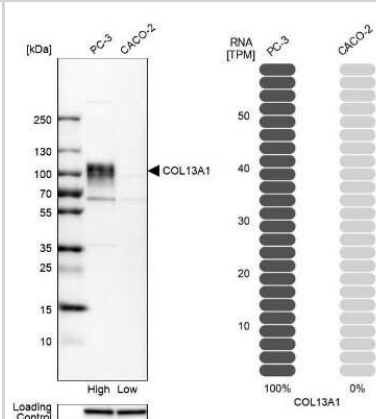
Product Description	
Description	Novus Biologicals Rabbit Collagen XIII alpha 1 Antibody - BSA Free (NBP2-13854) is a polyclonal antibody validated for use in WB. All Novus Biologicals antibodies are covered by our 100% guarantee.
Host	Rabbit
Gene ID	1305
Gene Symbol	COL13A1
Species	Human
Immunogen	This antibody was developed against Recombinant Protein corresponding to amino acids: KGSKGEPGKGEMVDYNGNINEALQEIRTLALMGPPGLP

Product Application Details	
Applications	Western Blot
Recommended Dilutions	Western Blot 0.04-0.4 ug/ml

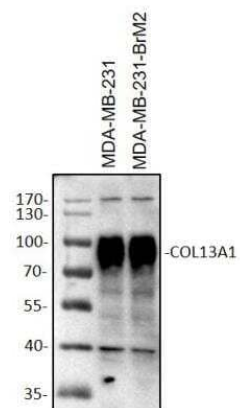


Images

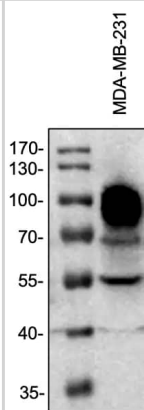
Western Blot: Collagen XIII alpha 1 Antibody [NBP2-13854] - Analysis in human cell lines PC-3 and Caco-2 using anti-COL13A1 antibody. Corresponding COL13A1 RNA-seq data are presented for the same cell lines. Loading control: anti-HSP90B1.



Western Blot: Collagen XIII alpha 1 Antibody [NBP2-13854] - MDA-MB-231 and MDA-MB-231-BrM2 whole cell lysates were loaded with 50 ug/lane. 10% SDS-PAGE. Collagen XIII alpha 1 Antibody (NBP2-13854) was used for primary antibody: 1:250, 4C, overnight. WB image submitted by a verified customer review.



Western Blot: Rabbit Polyclonal Collagen XIII alpha 1 Antibody [NBP2-13854] - MDA-MB-231 whole cell lysate was loaded with 100 ug/lane. 10% SDS-PAGE. Collagen XIII alpha 1 Antibody (NBP2-13854): 1:200, 4C, overnight. Image from a verified customer review.





Novus Biologicals USA

10730 E. Briarwood Avenue
Centennial, CO 80112
USA
Phone: 303.730.1950
Toll Free: 1.888.506.6887
Fax: 303.730.1966
nb-customerservice@bio-techne.com

Bio-Techne Canada

21 Canmotor Ave
Toronto, ON M8Z 4E6
Canada
Phone: 905.827.6400
Toll Free: 855.668.8722
Fax: 905.827.6402
canada.inquires@bio-techne.com

Bio-Techne Ltd

19 Barton Lane
Abingdon Science Park
Abingdon, OX14 3NB, United Kingdom
Phone: (44) (0) 1235 529449
Free Phone: 0800 37 34 15
Fax: (44) (0) 1235 533420
info.EMEA@bio-techne.com

General Contact Information

www.novusbio.com
Technical Support: nb-technical@bio-techne.com
Orders: nb-customerservice@bio-techne.com
General: novus@novusbio.com

Products Related to NBP2-13854

NBP2-13854PEP	Collagen XIII alpha 1 Recombinant Protein Antigen
NBP2-33376H	Blue Marker Antibody (6F4-F6) [HRP]
HAF008	Goat anti-Rabbit IgG Secondary Antibody [HRP]
NB7160	Goat anti-Rabbit IgG (H+L) Secondary Antibody [HRP]
NBP2-24891	Rabbit IgG Isotype Control

Limitations

This product is for research use only and is not approved for use in humans or in clinical diagnosis. Primary Antibodies are guaranteed for 1 year from date of receipt.

For more information on our 100% guarantee, please visit www.novusbio.com/guarantee

Earn gift cards/discounts by submitting a review: www.novusbio.com/reviews/submit/NBP2-13854

Earn gift cards/discounts by submitting a publication using this product:
www.novusbio.com/publications

