

Product Datasheet

SLC38A1 Antibody - BSA Free NBP2-13336

Unit Size: 0.1 ml

Store at 4C short term. Aliquot and store at -20C long term. Avoid freeze-thaw cycles.

www.novusbio.com



technical@novusbio.com

Publications: 2

Protocols, Publications, Related Products, Reviews, Research Tools and Images at:
www.novusbio.com/NBP2-13336

Updated 12/2/2025 v.20.1

Earn rewards for product
reviews and publications.

Submit a publication at www.novusbio.com/publications

Submit a review at www.novusbio.com/reviews/destination/NBP2-13336



NBP2-13336

SLC38A1 Antibody - BSA Free

| Product Information | |
|----------------------|--|
| Unit Size | 0.1 ml |
| Concentration | Concentrations vary lot to lot. See vial label for concentration. If unlisted please contact technical services. |
| Storage | Store at 4C short term. Aliquot and store at -20C long term. Avoid freeze-thaw cycles. |
| Clonality | Polyclonal |
| Preservative | 0.02% Sodium Azide |
| Isotype | IgG |
| Purity | Affinity purified |
| Buffer | PBS (pH 7.2) and 40% Glycerol |

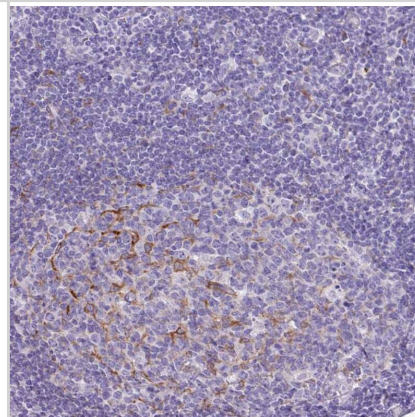
| Product Description | |
|-------------------------|--|
| Description | Novus Biologicals Rabbit SLC38A1 Antibody - BSA Free (NBP2-13336) is a polyclonal antibody validated for use in IHC. Anti-SLC38A1 Antibody: Cited in 2 publications. All Novus Biologicals antibodies are covered by our 100% guarantee. |
| Host | Rabbit |
| Gene ID | 81539 |
| Gene Symbol | SLC38A1 |
| Species | Human, Rat |
| Reactivity Notes | Rat reactivity reported in the scientific literature (PMID: 30240589). |
| Immunogen | This antibody was developed against a recombinant protein corresponding to the amino acids: KSGLELTELQNMTVPEDDNISNDSNDFTEVENGGQINSKFISDRESRRSLTNSHL EKKKCDEYIPGT |

| Product Application Details | |
|------------------------------|---|
| Applications | Immunohistochemistry-Paraffin, Immunohistochemistry |
| Recommended Dilutions | Immunohistochemistry 1:1000 - 1:2500, Immunohistochemistry-Paraffin 1:1000 - 1:2500 |
| Application Notes | For IHC-Paraffin, HIER pH 6 retrieval is recommended. |

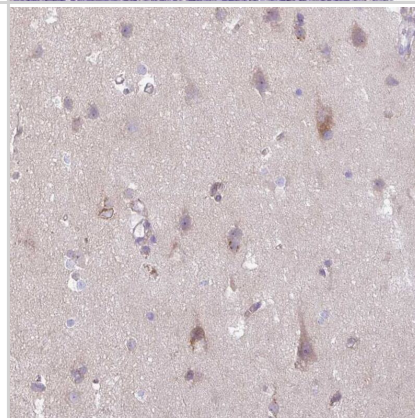


Images

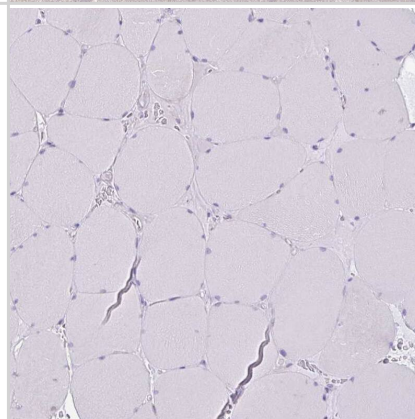
Staining of human lymph node shows moderate membranous positivity in germinal center cells.



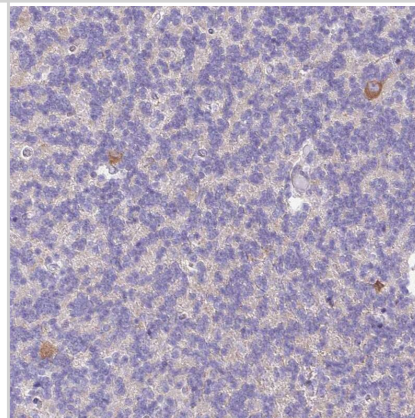
Staining of human cerebral cortex shows moderate cytoplasmic positivity in subset of neuronal cells.



Staining of human skeletal muscle shows no positivity in myocytes as expected.



Staining of human cerebellum shows moderate cytoplasmic positivity in subset of cells in granular layer.



Publications

Mariana Borsa, Sandrine Obba, Felix C. Richter, Hanlin Zhang, Thomas Riffelmacher, Joana Carrelha, Ghada Alsaleh, Sten Eirik W. Jacobsen, Anna Katharina Simon Autophagy preserves hematopoietic stem cells by restraining mTORC1-mediated cellular anabolism *Autophagy* 2023-08-23 [PMID: 37614038]

Shimamoto A, Rappeneau V, Munjal H et al. Glutamate-Glutamine Transfer and Chronic Stress-Induced Sex Differences in Cocaine Responses. *Neuroscience* 2018-09-19 [PMID: 30240589] (IF/IHC, Rat)





Novus Biologicals USA

10730 E. Briarwood Avenue
Centennial, CO 80112
USA
Phone: 303.730.1950
Toll Free: 1.888.506.6887
Fax: 303.730.1966
nb-customerservice@bio-techne.com

Bio-Techne Canada

21 Canmotor Ave
Toronto, ON M8Z 4E6
Canada
Phone: 905.827.6400
Toll Free: 855.668.8722
Fax: 905.827.6402
canada.inquires@bio-techne.com

Bio-Techne Ltd

19 Barton Lane
Abingdon Science Park
Abingdon, OX14 3NB, United Kingdom
Phone: (44) (0) 1235 529449
Free Phone: 0800 37 34 15
Fax: (44) (0) 1235 533420
info.EMEA@bio-techne.com

General Contact Information

www.novusbio.com
Technical Support: nb-technical@bio-techne.com
Orders: nb-customerservice@bio-techne.com
General: novus@novusbio.com

Products Related to NBP2-13336

| | |
|---------------|---|
| NBP2-13336PEP | SLC38A1 Recombinant Protein Antigen |
| HAF008 | Goat anti-Rabbit IgG Secondary Antibody [HRP] |
| NB7160 | Goat anti-Rabbit IgG (H+L) Secondary Antibody [HRP] |
| NBP2-24891 | Rabbit IgG Isotype Control |

Limitations

This product is for research use only and is not approved for use in humans or in clinical diagnosis. Primary Antibodies are guaranteed for 1 year from date of receipt.

For more information on our 100% guarantee, please visit www.novusbio.com/guarantee

Earn gift cards/discounts by submitting a review: www.novusbio.com/reviews/submit/NBP2-13336

Earn gift cards/discounts by submitting a publication using this product:
www.novusbio.com/publications

