

Product Datasheet

FKBPL Antibody (OTI2D8)

NBP2-03407

Unit Size: 0.1 ml

Store at -20C. Avoid freeze-thaw cycles.

www.novusbio.com



technical@novusbio.com

Protocols, Publications, Related Products, Reviews, Research Tools and Images at:
www.novusbio.com/NBP2-03407

Updated 9/9/2025 v.20.1

Earn rewards for product
reviews and publications.

Submit a publication at www.novusbio.com/publications

Submit a review at www.novusbio.com/reviews/destination/NBP2-03407



NBP2-03407

FKBPL Antibody (OTI2D8)

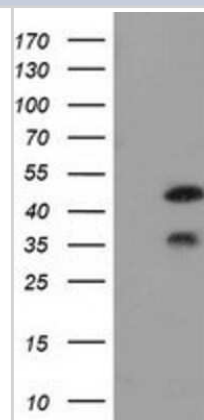
Product Information	
Unit Size	0.1 ml
Concentration	0.71 mg/ml
Storage	Store at -20C. Avoid freeze-thaw cycles.
Clonality	Monoclonal
Clone	OTI2D8
Preservative	0.02% Sodium Azide
Isotype	IgG1
Purity	Immunogen affinity purified
Buffer	PBS (pH 7.3), 1.0% BSA and 50% Glycerol
Target Molecular Weight	38 kDa

Product Description	
Description	Novus Biologicals Mouse FKBPL Antibody (OTI2D8) (NBP2-03407) is a monoclonal antibody validated for use in IHC, WB, Flow and ICC/IF. All Novus Biologicals antibodies are covered by our 100% guarantee.
Host	Mouse
Gene ID	63943
Gene Symbol	FKBPL
Species	Human
Immunogen	Full length human recombinant protein of human FKBPL (NP_071393) produced in HEK293T cell.

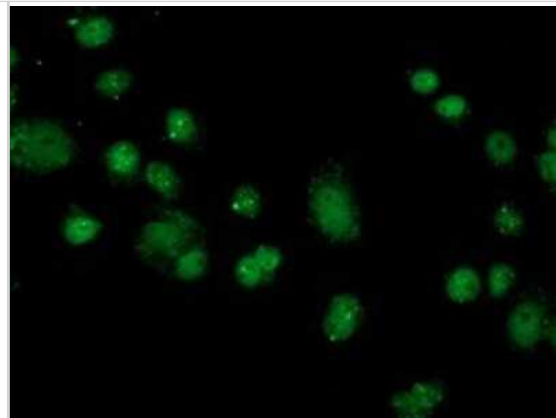
Product Application Details	
Applications	Western Blot, Immunohistochemistry-Paraffin, Flow Cytometry, Immunocytochemistry/ Immunofluorescence, Immunohistochemistry
Recommended Dilutions	Western Blot 1:500, Flow Cytometry 1:100, Immunohistochemistry 1:150, Immunocytochemistry/ Immunofluorescence 1:100, Immunohistochemistry-Paraffin 1:150

Images

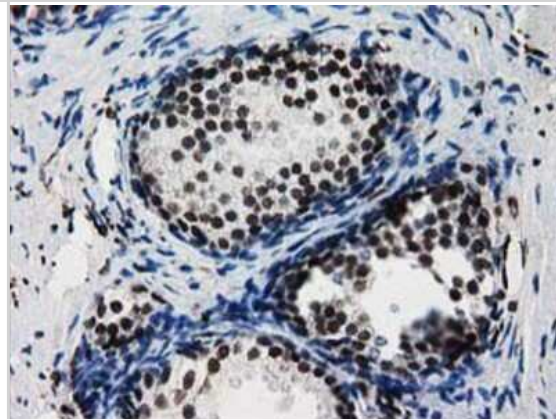
Western Blot: FKBPL Antibody (2D8) [NBP2-03407] - HEK293T cells were transfected with the pCMV6-ENTRY control (Left lane) or pCMV6-ENTRY FKBPL (Right lane) cDNA for 48 hrs and lysed. Equivalent amounts of cell lysates (5 ug per lane) were separated by SDS-PAGE and immunoblotted with anti-FKBPL.



Immunocytochemistry/Immunofluorescence: FKBPL Antibody (2D8) [NBP2-03407] Staining of COS7 cells transiently transfected by pCMV6-ENTRY FKBPL.



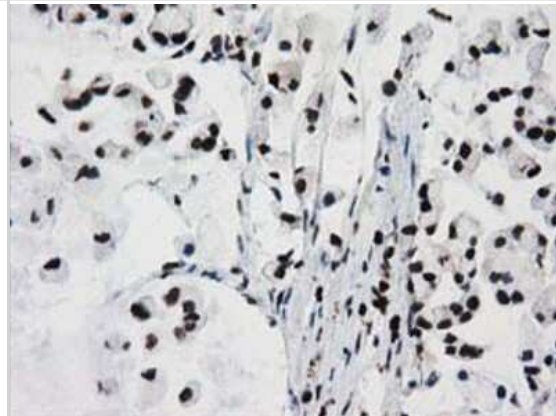
Immunohistochemistry-Paraffin: FKBPL Antibody (2D8) [NBP2-03407] - Staining of paraffin-embedded Human prostate tissue using anti-FKBPL mouse monoclonal antibody.



Flow Cytometry: FKBPL Antibody (2D8) [NBP2-03407] - Analysis of Jurkat cells, using anti-FKBPL antibody, (Red), compared to a nonspecific negative control antibody (Blue).



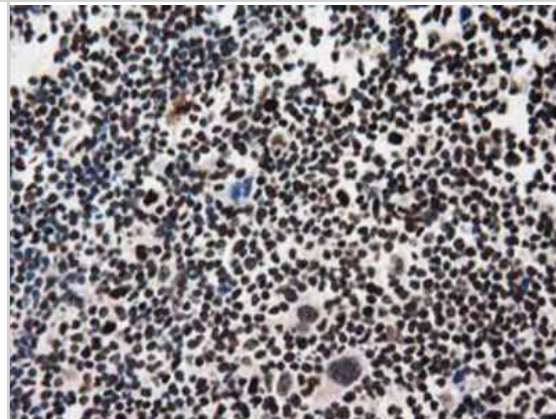
Immunohistochemistry-Paraffin: FKBPL Antibody (2D8) [NBP2-03407] - Staining of paraffin-embedded Adenocarcinoma of Human colon tissue using anti-FKBPL mouse monoclonal antibody.



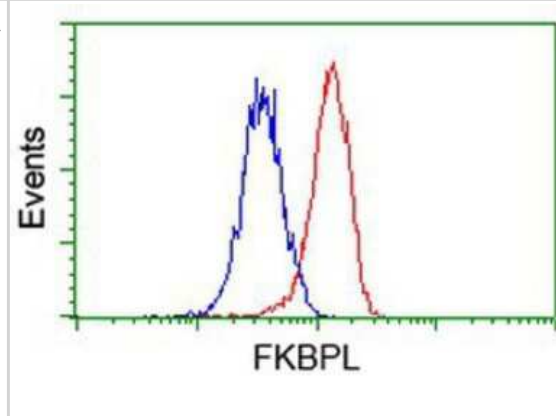
Immunohistochemistry-Paraffin: FKBPL Antibody (2D8) [NBP2-03407] - Staining of paraffin-embedded Carcinoma of Human bladder tissue using anti-FKBPL mouse monoclonal antibody.



Immunohistochemistry-Paraffin: FKBPL Antibody (2D8) [NBP2-03407] - Staining of paraffin-embedded Human lymphoma tissue using anti-FKBPL mouse monoclonal antibody.



Flow Cytometry: FKBPL Antibody (2D8) [NBP2-03407] - Analysis of HeLa cells, using anti-FKBPL antibody, (Red), compared to a nonspecific negative control antibody (Blue).





Novus Biologicals USA

10730 E. Briarwood Avenue
Centennial, CO 80112
USA
Phone: 303.730.1950
Toll Free: 1.888.506.6887
Fax: 303.730.1966
nb-customerservice@bio-techne.com

Bio-Techne Canada

21 Canmotor Ave
Toronto, ON M8Z 4E6
Canada
Phone: 905.827.6400
Toll Free: 855.668.8722
Fax: 905.827.6402
canada.inquires@bio-techne.com

Bio-Techne Ltd

19 Barton Lane
Abingdon Science Park
Abingdon, OX14 3NB, United Kingdom
Phone: (44) (0) 1235 529449
Free Phone: 0800 37 34 15
Fax: (44) (0) 1235 533420
info.EMEA@bio-techne.com

General Contact Information

www.novusbio.com
Technical Support: nb-technical@bio-techne.com
Orders: nb-customerservice@bio-techne.com
General: novus@novusbio.com

Products Related to NBP2-03407

NBP2-33376H	Blue Marker Antibody (6F4-F6) [HRP]
HAF007	Goat anti-Mouse IgG Secondary Antibody [HRP]
NB7539	Goat anti-Mouse IgG (H+L) Secondary Antibody [HRP]
NBP1-97005-0.5mg	Mouse IgG1 Isotype Control (MG1)

Limitations

This product is for research use only and is not approved for use in humans or in clinical diagnosis. Primary Antibodies are guaranteed for 1 year from date of receipt.

For more information on our 100% guarantee, please visit www.novusbio.com/guarantee

Earn gift cards/discounts by submitting a review: www.novusbio.com/reviews/submit/NBP2-03407

Earn gift cards/discounts by submitting a publication using this product:
www.novusbio.com/publications

