

Product Datasheet

B7-1/CD80 Antibody (OTI2E5)

NBP2-02905

Unit Size: 0.1 ml

Store at -20C. Avoid freeze-thaw cycles.

www.novusbio.com



technical@novusbio.com

Reviews: 1 Publications: 1

Protocols, Publications, Related Products, Reviews, Research Tools and Images at:
www.novusbio.com/NBP2-02905

Updated 9/9/2025 v.20.1

Earn rewards for product reviews and publications.

Submit a publication at www.novusbio.com/publications

Submit a review at www.novusbio.com/reviews/destination/NBP2-02905



NBP2-02905**B7-1/CD80 Antibody (OTI2E5)**


Product Information	
Unit Size	0.1 ml
Concentration	1 mg/ml
Storage	Store at -20C. Avoid freeze-thaw cycles.
Clonality	Monoclonal
Clone	OTI2E5
Preservative	0.02% Sodium Azide
Isotype	IgG2a
Purity	Immunogen affinity purified
Buffer	PBS (pH 7.3), 1.0% BSA and 50% Glycerol
Target Molecular Weight	29.3 kDa

Product Description	
Description	Novus Biologicals Mouse B7-1/CD80 Antibody (OTI2E5) (NBP2-02905) is a monoclonal antibody validated for use in IHC, WB and ICC/IF. Anti-B7-1/CD80 Antibody: Cited in 1 publication. All Novus Biologicals antibodies are covered by our 100% guarantee.
Host	Mouse
Gene ID	941
Gene Symbol	CD80
Species	Human
Immunogen	Full length human recombinant protein of human CD80 (NP_005182) produced in HEK293T cell.

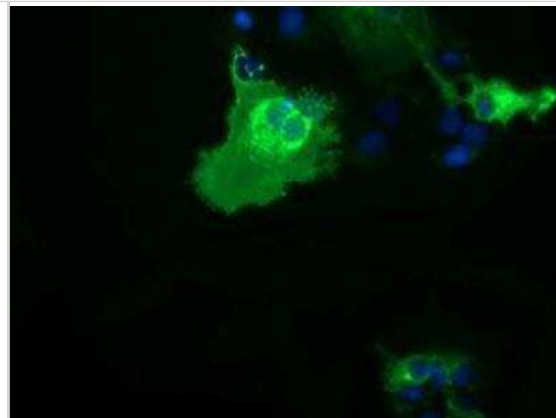
Product Application Details	
Applications	Western Blot, Immunohistochemistry-Paraffin, Immunocytochemistry/Immunofluorescence, Immunohistochemistry
Recommended Dilutions	Western Blot 1:2000, Immunohistochemistry 1:150, Immunocytochemistry/Immunofluorescence 1:100, Immunohistochemistry-Paraffin 1:150

Images

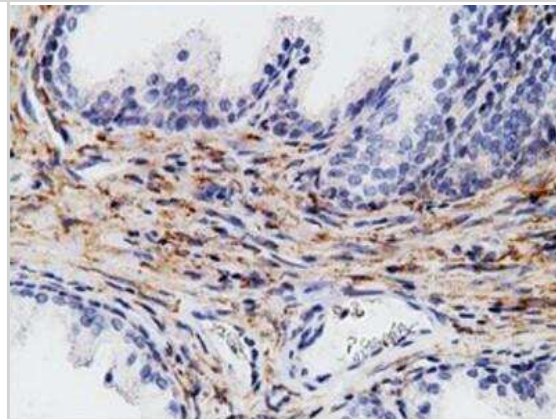
Western Blot: B7-1/CD80 Antibody (2E5) [NBP2-02905] - HEK293T cells were transfected with the pCMV6-ENTRY control (Left lane) or pCMV6-ENTRY CD80 (Right lane) cDNA for 48 hrs and lysed. Equivalent amounts of cell lysates (5 ug per lane) were separated by SDS-PAGE and immunoblotted with anti-CD80.



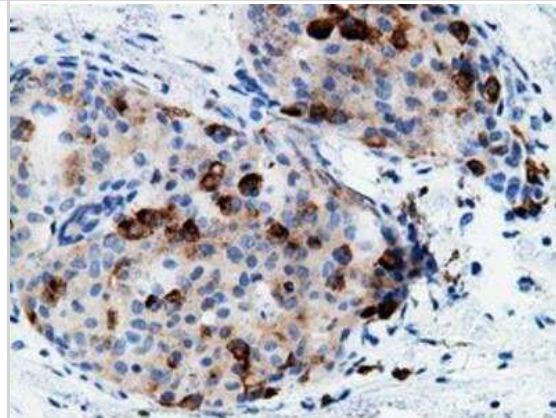
Immunocytochemistry/Immunofluorescence: B7-1/CD80 Antibody (OT12E5) [NBP2-02905] - Staining of COS7 cells transiently transfected by pCMV6-ENTRY CD80.



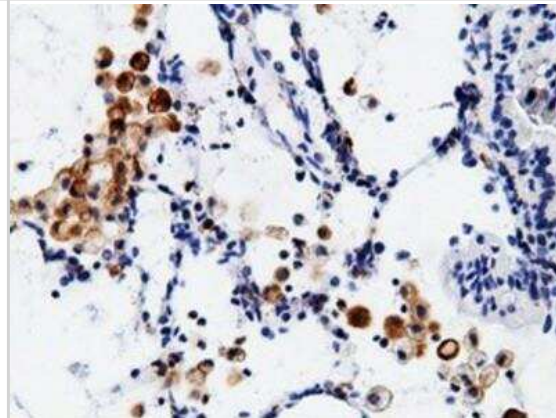
Immunohistochemistry-Paraffin: B7-1/CD80 Antibody (2E5) [NBP2-02905] - Staining of paraffin-embedded Human prostate tissue using anti-CD80 mouse monoclonal antibody.



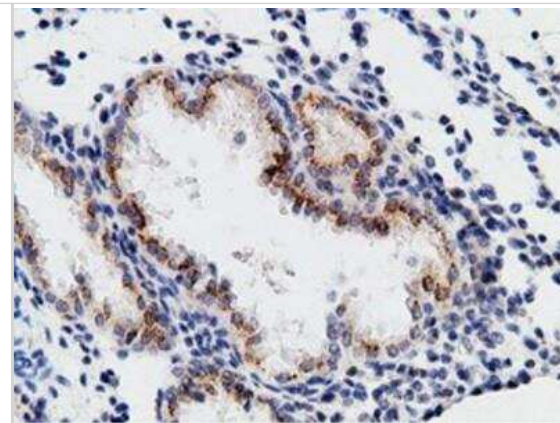
Immunohistochemistry-Paraffin: B7-1/CD80 Antibody (2E5) [NBP2-02905] - Staining of paraffin-embedded Adenocarcinoma of Human breast tissue using anti-CD80 mouse monoclonal antibody.



Immunohistochemistry-Paraffin: B7-1/CD80 Antibody (2E5) [NBP2-02905] - Staining of paraffin-embedded Carcinoma of Human lung tissue using anti-CD80 mouse monoclonal antibody.



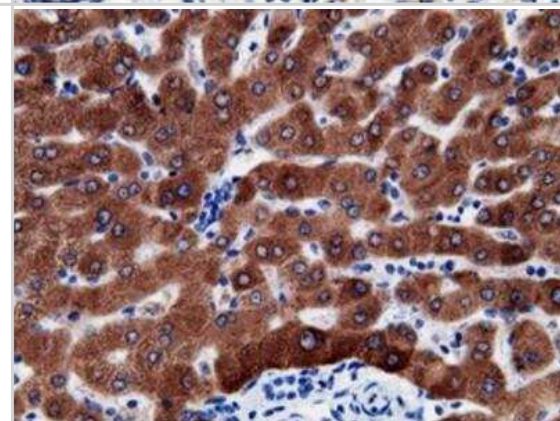
Immunohistochemistry-Paraffin: B7-1/CD80 Antibody (2E5) [NBP2-02905] - Staining of paraffin-embedded Carcinoma of Human prostate tissue using anti-CD80 mouse monoclonal antibody.



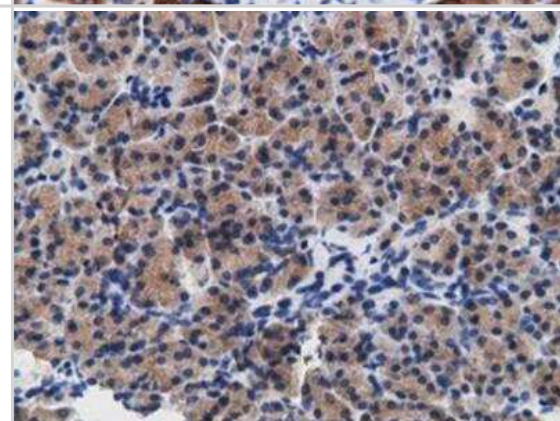
Immunohistochemistry-Paraffin: B7-1/CD80 Antibody (2E5) [NBP2-02905] - Staining of paraffin-embedded Human colon tissue using anti-CD80 mouse monoclonal antibody.



Immunohistochemistry-Paraffin: B7-1/CD80 Antibody (2E5) [NBP2-02905] - Staining of paraffin-embedded Human liver tissue using anti-CD80 mouse monoclonal antibody.



Immunohistochemistry-Paraffin: B7-1/CD80 Antibody (2E5) [NBP2-02905] - Staining of paraffin-embedded Human pancreas tissue using anti-CD80 mouse monoclonal antibody.



Publications

Herrera M, Soderberg M, Sabirsh A et al. Inhibition of T-cell activation by CTLA4-Fc is sufficient to ameliorate proteinuric kidney disease *Am. J. Physiol. Renal Physiol.* 2016-07-20 [PMID: 27440778]



Novus Biologicals USA

10730 E. Briarwood Avenue
Centennial, CO 80112
USA
Phone: 303.730.1950
Toll Free: 1.888.506.6887
Fax: 303.730.1966
nb-customerservice@bio-techne.com

Bio-Techne Canada

21 Canmotor Ave
Toronto, ON M8Z 4E6
Canada
Phone: 905.827.6400
Toll Free: 855.668.8722
Fax: 905.827.6402
canada.inquires@bio-techne.com

Bio-Techne Ltd

19 Barton Lane
Abingdon Science Park
Abingdon, OX14 3NB, United Kingdom
Phone: (44) (0) 1235 529449
Free Phone: 0800 37 34 15
Fax: (44) (0) 1235 533420
info.EMEA@bio-techne.com

General Contact Information

www.novusbio.com
Technical Support: nb-technical@bio-techne.com
Orders: nb-customerservice@bio-techne.com
General: novus@novusbio.com

Products Related to NBP2-02905

NBP2-33376H	Blue Marker Antibody (6F4-F6) [HRP]
HAF007	Goat anti-Mouse IgG Secondary Antibody [HRP]
NB7539	Goat anti-Mouse IgG (H+L) Secondary Antibody [HRP]
NBP1-96778	Mouse IgG2a Isotype Control (M2A)

Limitations

This product is for research use only and is not approved for use in humans or in clinical diagnosis. Primary Antibodies are guaranteed for 1 year from date of receipt.

For more information on our 100% guarantee, please visit www.novusbio.com/guarantee

Earn gift cards/discounts by submitting a review: www.novusbio.com/reviews/submit/NBP2-02905

Earn gift cards/discounts by submitting a publication using this product:
www.novusbio.com/publications

