

# Product Datasheet

## RBM46 Antibody (OT11D6)

### NBP2-01993

Unit Size: 0.1 ml

Store at -20C. Avoid freeze-thaw cycles.

[www.novusbio.com](http://www.novusbio.com)



[technical@novusbio.com](mailto:technical@novusbio.com)

Protocols, Publications, Related Products, Reviews, Research Tools and Images at:  
[www.novusbio.com/NBP2-01993](http://www.novusbio.com/NBP2-01993)

Updated 9/9/2025 v.20.1

Earn rewards for product  
reviews and publications.

Submit a publication at [www.novusbio.com/publications](http://www.novusbio.com/publications)

Submit a review at [www.novusbio.com/reviews/destination/NBP2-01993](http://www.novusbio.com/reviews/destination/NBP2-01993)



**NBP2-01993****RBM46 Antibody (OTI1D6)**

| <b>Product Information</b>     |  |
|--------------------------------|--|
| <b>Unit Size</b>               | 0.1 ml                                   |
| <b>Concentration</b>           | 0.81 mg/ml                               |
| <b>Storage</b>                 | Store at -20C. Avoid freeze-thaw cycles. |
| <b>Clonality</b>               | Monoclonal                               |
| <b>Clone</b>                   | OTI1D6                                   |
| <b>Preservative</b>            | 0.02% Sodium Azide                       |
| <b>Isotype</b>                 | IgG1                                     |
| <b>Purity</b>                  | Immunogen affinity purified              |
| <b>Buffer</b>                  | PBS (pH 7.3), 1.0% BSA and 50% Glycerol  |
| <b>Target Molecular Weight</b> | 59.8 kDa                                 |

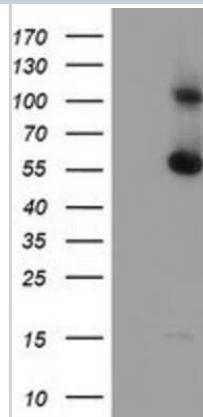
| <b>Product Description</b> |   |
|----------------------------|---|
| <b>Description</b>         | Novus Biologicals Mouse RBM46 Antibody (OTI1D6) (NBP2-01993) is a monoclonal antibody validated for use in WB, Flow and ICC/IF. All Novus Biologicals antibodies are covered by our 100% guarantee.   |
| <b>Host</b>                | Mouse   |
| <b>Gene ID</b>             | 166863  |
| <b>Gene Symbol</b>         | RBM46   |
| <b>Species</b>             | Human, Mouse, Rat   |
| <b>Reactivity Notes</b>    | Please note that this antibody is reactive to Mouse and derived from the same host, Mouse. Mouse-On-Mouse blocking reagent may be needed for IHC and ICC experiments to reduce high background signal. You can find these reagents under catalog numbers PK-2200-NB and MP-2400-NB. Please contact Technical Support if you have any questions. |
| <b>Immunogen</b>           | Full length human recombinant protein of human RBM46(NP_659416) produced in HEK293T cell.   |

| <b>Product Application Details</b> |  |
|------------------------------------|--|
| <b>Applications</b>                | Western Blot, Flow Cytometry, Immunocytochemistry/ Immunofluorescence                    |
| <b>Recommended Dilutions</b>       | Western Blot 1:1000, Flow Cytometry 1:100, Immunocytochemistry/ Immunofluorescence 1:100 |

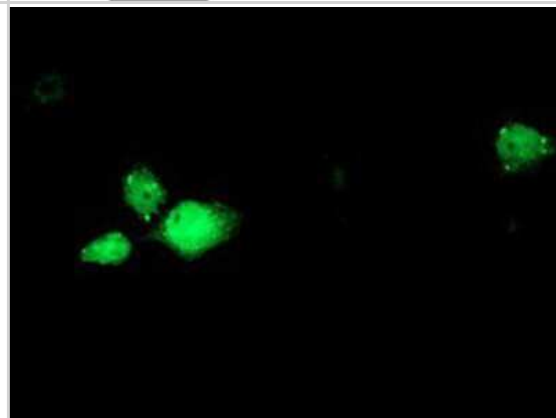


## Images

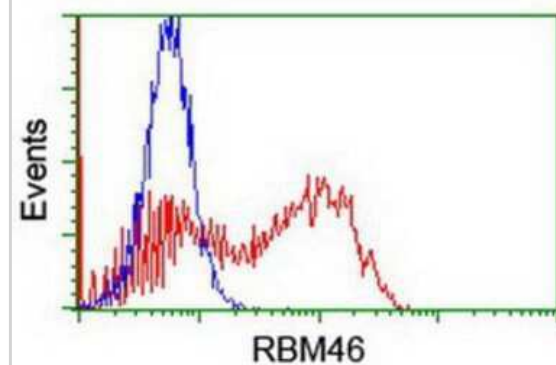
Western Blot: RBM46 Antibody (1D6) [NBP2-01993] - HEK293T cells were transfected with the pCMV6-ENTRY control (Left lane) or pCMV6-ENTRY RBM46 (Right lane) cDNA for 48 hrs and lysed. Equivalent amounts of cell lysates (5 ug per lane) were separated by SDS-PAGE and immunoblotted with anti-RBM46.



Immunocytochemistry/Immunofluorescence: RBM46 Antibody (1D6) [NBP2-01993] Staining of COS7 cells transiently transfected by pCMV6-ENTRY RBM46.



Flow Cytometry: RBM46 Antibody (1D6) [NBP2-01993] - HEK293T cells transfected with either overexpression plasmid (Red) or empty vector control plasmid (Blue) were immunostained by anti-RBM46 antibody, and then analyzed by flow cytometry.





### **Novus Biologicals USA**

10730 E. Briarwood Avenue  
Centennial, CO 80112  
USA  
Phone: 303.730.1950  
Toll Free: 1.888.506.6887  
Fax: 303.730.1966  
nb-customerservice@bio-techne.com

### **Bio-Techne Canada**

21 Canmotor Ave  
Toronto, ON M8Z 4E6  
Canada  
Phone: 905.827.6400  
Toll Free: 855.668.8722  
Fax: 905.827.6402  
canada.inquires@bio-techne.com

### **Bio-Techne Ltd**

19 Barton Lane  
Abingdon Science Park  
Abingdon, OX14 3NB, United Kingdom  
Phone: (44) (0) 1235 529449  
Free Phone: 0800 37 34 15  
Fax: (44) (0) 1235 533420  
info.EMEA@bio-techne.com

### **General Contact Information**

www.novusbio.com  
Technical Support: nb-technical@bio-techne.com  
Orders: nb-customerservice@bio-techne.com  
General: novus@novusbio.com

### **Products Related to NBP2-01993**

---

|                  |  |
|------------------|--|
| NBP2-33376H      | Blue Marker Antibody (6F4-F6) [HRP]                |
| HAF007           | Goat anti-Mouse IgG Secondary Antibody [HRP]       |
| NB7539           | Goat anti-Mouse IgG (H+L) Secondary Antibody [HRP] |
| NBP1-97005-0.5mg | Mouse IgG1 Isotype Control (MG1)                   |

---

### **Limitations**

This product is for research use only and is not approved for use in humans or in clinical diagnosis. Primary Antibodies are guaranteed for 1 year from date of receipt.

For more information on our 100% guarantee, please visit [www.novusbio.com/guarantee](http://www.novusbio.com/guarantee)

Earn gift cards/discounts by submitting a review: [www.novusbio.com/reviews/submit/NBP2-01993](http://www.novusbio.com/reviews/submit/NBP2-01993)

Earn gift cards/discounts by submitting a publication using this product:  
[www.novusbio.com/publications](http://www.novusbio.com/publications)

