

Product Datasheet

Proteasome 19S S3 Antibody (OTI2A2) NBP2-01808

Unit Size: 0.1 ml

Store at -20C. Avoid freeze-thaw cycles.

www.novusbio.com



technical@novusbio.com

Protocols, Publications, Related Products, Reviews, Research Tools and Images at:
www.novusbio.com/NBP2-01808

Updated 9/9/2025 v.20.1

Earn rewards for product
reviews and publications.

Submit a publication at www.novusbio.com/publications

Submit a review at www.novusbio.com/reviews/destination/NBP2-01808



NBP2-01808**Proteasome 19S S3 Antibody (OTI2A2)**

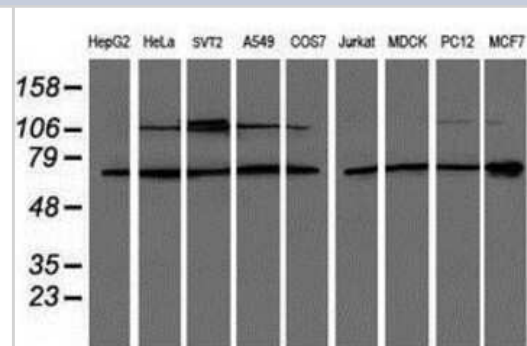
Product Information	
Unit Size	0.1 ml
Concentration	0.95 mg/ml
Storage	Store at -20C. Avoid freeze-thaw cycles.
Clonality	Monoclonal
Clone	OTI2A2
Preservative	0.02% Sodium Azide
Isotype	IgG2a
Purity	Immunogen affinity purified
Buffer	PBS (pH 7.3), 1.0% BSA and 50% Glycerol
Target Molecular Weight	60.8 kDa

Product Description	
Description	Novus Biologicals Mouse Proteasome 19S S3 Antibody (OTI2A2) (NBP2-01808) is a monoclonal antibody validated for use in WB and Flow. All Novus Biologicals antibodies are covered by our 100% guarantee.
Host	Mouse
Gene ID	5709
Gene Symbol	PSMD3
Species	Human, Mouse, Rat, Canine, Primate, Monkey
Reactivity Notes	Please note that this antibody is reactive to Mouse and derived from the same host, Mouse. Additional Mouse on Mouse blocking steps may be required for IHC and ICC experiments. Please contact Technical Support for more information.
Immunogen	Full length human recombinant protein of human PSMD3(NP_002800) produced in HEK293T cell.

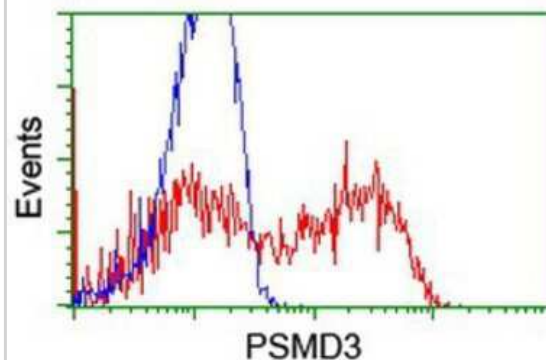
Product Application Details	
Applications	Western Blot, Flow Cytometry
Recommended Dilutions	Western Blot 1:500-2000, Flow Cytometry 1:100

Images

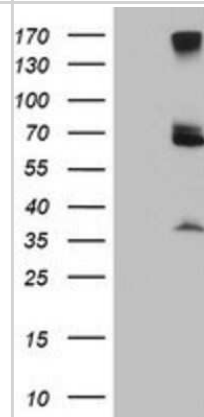
Western Blot: Proteasome 19S S3 Antibody (2A2) [NBP2-01808]
 Analysis of extracts (35ug) from 9 different cell lines by using anti-Proteasome 19S S3 monoclonal antibody (HepG2: human; HeLa: human; SVT2: mouse; A549: human; COS7: monkey; Jurkat: human; MDCK: canine; PC12: rat; MCF7: human).



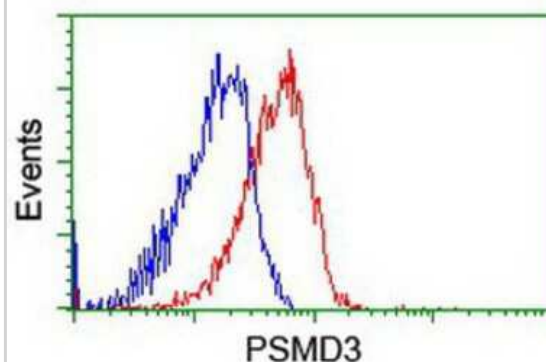
Flow Cytometry: Proteasome 19S S3 Antibody (2A2) [NBP2-01808] - HEK293T cells transfected with either overexpression plasmid (Red) or empty vector control plasmid (Blue) were immunostained by anti-Proteasome 19S S3 antibody, and then analyzed by flow cytometry.



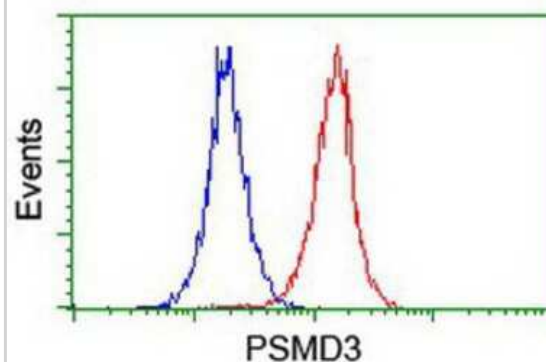
Western Blot: Proteasome 19S S3 Antibody (2A2) [NBP2-01808] - HEK293T cells were transfected with the pCMV6-ENTRY control (Left lane) or pCMV6-ENTRY Proteasome 19S S3 (Right lane) cDNA for 48 hrs and lysed. Equivalent amounts of cell lysates (5 ug per lane) were separated by SDS-PAGE and immunoblotted with anti-Proteasome 19S S3.



Flow Cytometry: Proteasome 19S S3 Antibody (2A2) [NBP2-01808] - Analysis of Hela cells, using anti-Proteasome 19S S3 antibody, (Red), compared to a nonspecific negative control antibody (Blue).



Flow Cytometry: Proteasome 19S S3 Antibody (2A2) [NBP2-01808] - Analysis of Jurkat cells, using anti-Proteasome 19S S3 antibody, (Red), compared to a nonspecific negative control antibody (Blue).





Novus Biologicals USA

10730 E. Briarwood Avenue
Centennial, CO 80112
USA
Phone: 303.730.1950
Toll Free: 1.888.506.6887
Fax: 303.730.1966
nb-customerservice@bio-techne.com

Bio-Techne Canada

21 Canmotor Ave
Toronto, ON M8Z 4E6
Canada
Phone: 905.827.6400
Toll Free: 855.668.8722
Fax: 905.827.6402
canada.inquires@bio-techne.com

Bio-Techne Ltd

19 Barton Lane
Abingdon Science Park
Abingdon, OX14 3NB, United Kingdom
Phone: (44) (0) 1235 529449
Free Phone: 0800 37 34 15
Fax: (44) (0) 1235 533420
info.EMEA@bio-techne.com

General Contact Information

www.novusbio.com
Technical Support: nb-technical@bio-techne.com
Orders: nb-customerservice@bio-techne.com
General: novus@novusbio.com

Products Related to NBP2-01808

NBP2-33376H	Blue Marker Antibody (6F4-F6) [HRP]
HAF007	Goat anti-Mouse IgG Secondary Antibody [HRP]
NB7539	Goat anti-Mouse IgG (H+L) Secondary Antibody [HRP]
NBP1-96778	Mouse IgG2a Isotype Control (M2A)

Limitations

This product is for research use only and is not approved for use in humans or in clinical diagnosis. Primary Antibodies are guaranteed for 1 year from date of receipt.

For more information on our 100% guarantee, please visit www.novusbio.com/guarantee

Earn gift cards/discounts by submitting a review: www.novusbio.com/reviews/submit/NBP2-01808

Earn gift cards/discounts by submitting a publication using this product:
www.novusbio.com/publications

