

# Product Datasheet

## Cystatin SA Antibody (OTI1D6) NBP2-01747

Unit Size: 0.1 ml

Store at -20C. Avoid freeze-thaw cycles.

[www.novusbio.com](http://www.novusbio.com)



[technical@novusbio.com](mailto:technical@novusbio.com)

Protocols, Publications, Related Products, Reviews, Research Tools and Images at:  
[www.novusbio.com/NBP2-01747](http://www.novusbio.com/NBP2-01747)

Updated 9/9/2025 v.20.1

Earn rewards for product  
reviews and publications.

Submit a publication at [www.novusbio.com/publications](http://www.novusbio.com/publications)

Submit a review at [www.novusbio.com/reviews/destination/NBP2-01747](http://www.novusbio.com/reviews/destination/NBP2-01747)



**NBP2-01747**

Cystatin SA Antibody (OTI1D6)

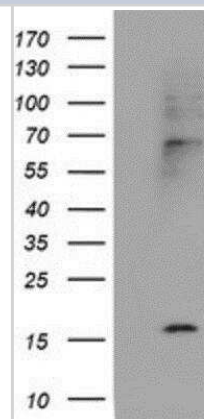
Product Information	
Unit Size	0.1 ml
Concentration	0.57 mg/ml
Storage	Store at -20C. Avoid freeze-thaw cycles.
Clonality	Monoclonal
Clone	OTI1D6
Preservative	0.02% Sodium Azide
Isotype	IgG1
Purity	Immunogen affinity purified
Buffer	PBS (pH 7.3), 1.0% BSA and 50% Glycerol
Target Molecular Weight	14.3 kDa

Product Description	
Description	Novus Biologicals Mouse Cystatin SA Antibody (OTI1D6) (NBP2-01747) is a monoclonal antibody validated for use in IHC and WB. All Novus Biologicals antibodies are covered by our 100% guarantee.
Host	Mouse
Gene ID	1470
Gene Symbol	CST2
Species	Human
Immunogen	Full length human recombinant protein of human CST2(NP_001313) produced in HEK293T cell.

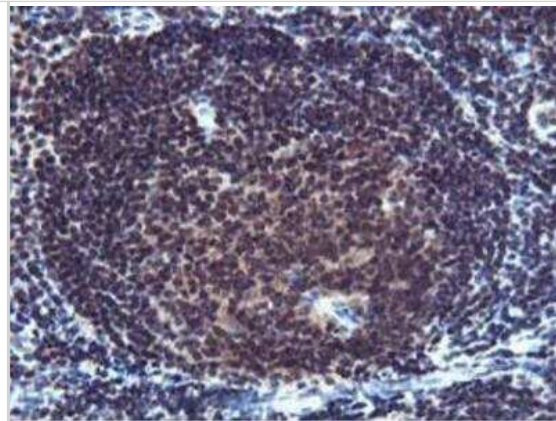
Product Application Details	
Applications	Western Blot, Immunohistochemistry-Paraffin, Immunohistochemistry
Recommended Dilutions	Western Blot 1:2000, Immunohistochemistry 1:150, Immunohistochemistry-Paraffin 1:150

**Images**

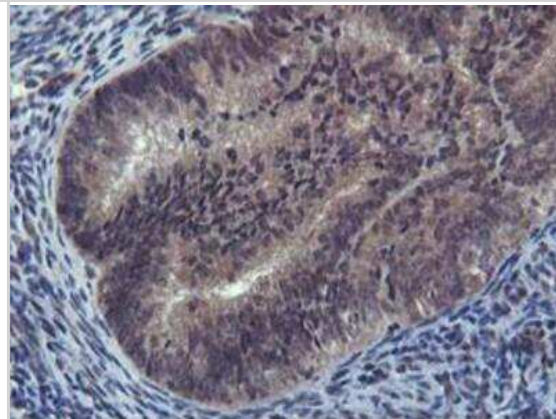
Western Blot: Cystatin SA Antibody (1D6) [NBP2-01747] - HEK293T cells were transfected with the pCMV6-ENTRY control (Left lane) or pCMV6-ENTRY CST2 (Right lane) cDNA for 48 hrs and lysed. Equivalent amounts of cell lysates (5 ug per lane) were separated by SDS-PAGE and immunoblotted with anti-CST2.



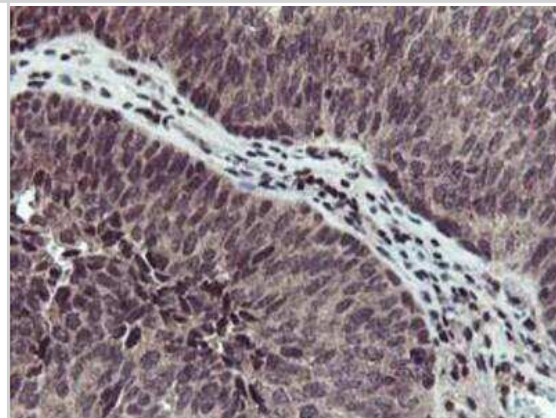
Immunohistochemistry-Paraffin: Cystatin SA Antibody (1D6) [NBP2-01747] - Staining of paraffin-embedded Human tonsil using anti-CST2 mouse monoclonal antibody.



Immunohistochemistry-Paraffin: Cystatin SA Antibody (1D6) [NBP2-01747] - Staining of paraffin-embedded Adenocarcinoma of Human endometrium tissue using anti-CST2 mouse monoclonal antibody.



Immunohistochemistry-Paraffin: Cystatin SA Antibody (1D6) [NBP2-01747] - Staining of paraffin-embedded Carcinoma of Human bladder tissue using anti-CST2 mouse monoclonal antibody.



Immunohistochemistry-Paraffin: Cystatin SA Antibody (1D6) [NBP2-01747] - CST2 Antibody (1D6) [NBP2-01747] - Staining of paraffin-embedded Human endometrium tissue using anti-CST2 mouse monoclonal antibody.





### **Novus Biologicals USA**

10730 E. Briarwood Avenue  
Centennial, CO 80112  
USA  
Phone: 303.730.1950  
Toll Free: 1.888.506.6887  
Fax: 303.730.1966  
nb-customerservice@bio-techne.com

### **Bio-Techne Canada**

21 Canmotor Ave  
Toronto, ON M8Z 4E6  
Canada  
Phone: 905.827.6400  
Toll Free: 855.668.8722  
Fax: 905.827.6402  
canada.inquires@bio-techne.com

### **Bio-Techne Ltd**

19 Barton Lane  
Abingdon Science Park  
Abingdon, OX14 3NB, United Kingdom  
Phone: (44) (0) 1235 529449  
Free Phone: 0800 37 34 15  
Fax: (44) (0) 1235 533420  
info.EMEA@bio-techne.com

### **General Contact Information**

www.novusbio.com  
Technical Support: nb-technical@bio-techne.com  
Orders: nb-customerservice@bio-techne.com  
General: novus@novusbio.com

### **Products Related to NBP2-01747**

---

NBP2-33376H	Blue Marker Antibody (6F4-F6) [HRP]
HAF007	Goat anti-Mouse IgG Secondary Antibody [HRP]
NB7539	Goat anti-Mouse IgG (H+L) Secondary Antibody [HRP]
NBP1-97005-0.5mg	Mouse IgG1 Isotype Control (MG1)

---

### **Limitations**

This product is for research use only and is not approved for use in humans or in clinical diagnosis. Primary Antibodies are guaranteed for 1 year from date of receipt.

For more information on our 100% guarantee, please visit [www.novusbio.com/guarantee](http://www.novusbio.com/guarantee)

Earn gift cards/discounts by submitting a review: [www.novusbio.com/reviews/submit/NBP2-01747](http://www.novusbio.com/reviews/submit/NBP2-01747)

Earn gift cards/discounts by submitting a publication using this product:  
[www.novusbio.com/publications](http://www.novusbio.com/publications)

