

# Product Datasheet

## ECRG4 Antibody (OTI3B10)

### NBP2-00599

Unit Size: 0.1 ml

Store at -20C. Avoid freeze-thaw cycles.

[www.novusbio.com](http://www.novusbio.com)



[technical@novusbio.com](mailto:technical@novusbio.com)

#### Publications: 1

Protocols, Publications, Related Products, Reviews, Research Tools and Images at:  
[www.novusbio.com/NBP2-00599](http://www.novusbio.com/NBP2-00599)

Updated 3/4/2026 v.20.1

Earn rewards for product reviews and publications.

Submit a publication at [www.novusbio.com/publications](http://www.novusbio.com/publications)

Submit a review at [www.novusbio.com/reviews/destination/NBP2-00599](http://www.novusbio.com/reviews/destination/NBP2-00599)



**NBP2-00599**

ECRG4 Antibody (OTI3B10)

<b>Product Information</b>	
<b>Unit Size</b>	0.1 ml
<b>Concentration</b>	0.85 mg/ml
<b>Storage</b>	Store at -20C. Avoid freeze-thaw cycles.
<b>Clonality</b>	Monoclonal
<b>Clone</b>	OTI3B10
<b>Preservative</b>	0.02% Sodium Azide
<b>Isotype</b>	IgG2b
<b>Purity</b>	Immunogen affinity purified
<b>Buffer</b>	PBS (pH 7.3), 1.0% BSA and 50% Glycerol
<b>Target Molecular Weight</b>	17 kDa


<b>Product Description</b>	
<b>Host</b>	Mouse
<b>Gene ID</b>	84417
<b>Gene Symbol</b>	C2orf40
<b>Species</b>	Human
<b>Immunogen</b>	Full length human recombinant protein of human C2orf40 (NP_115787) produced in HEK293T cell.

<b>Product Application Details</b>	
<b>Applications</b>	Western Blot, Flow Cytometry, Immunocytochemistry/ Immunofluorescence
<b>Recommended Dilutions</b>	Western Blot 1:500, Flow Cytometry 1:100, Immunocytochemistry/ Immunofluorescence 1:100

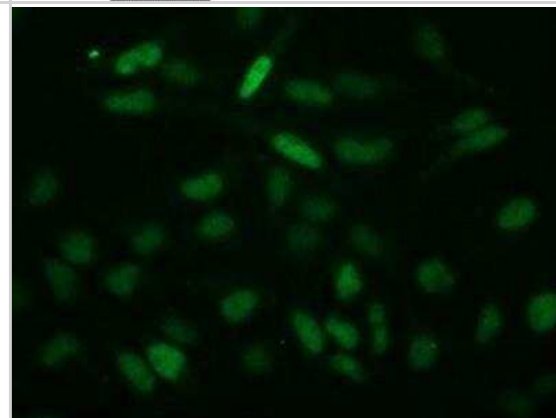


## Images

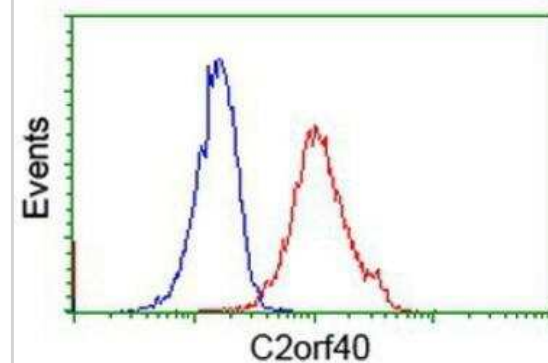
Western Blot: ECRG4 Antibody (3B10) [NBP2-00599] - HEK293T cells were transfected with the pCMV6-ENTRY control (Left lane) or pCMV6-ENTRY ECRG4 (Right lane) cDNA for 48 hrs and lysed. Equivalent amounts of cell lysates (5 ug per lane) were separated by SDS-PAGE and immunoblotted with anti-ECRG4.



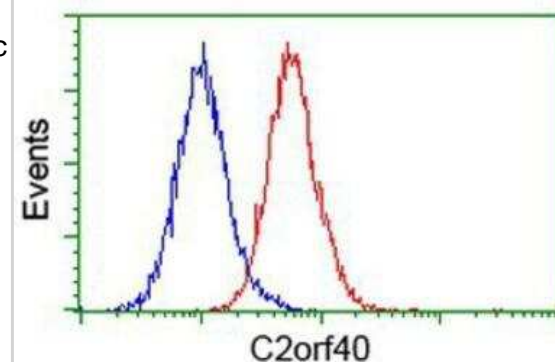
Immunocytochemistry/Immunofluorescence: ECRG4 Antibody (3B10) [NBP2-00599] - Immunofluorescent staining of HeLa cells using anti-ECRG4 mouse monoclonal antibody.



Flow Cytometry: ECRG4 Antibody (3B10) [NBP2-00599] - Analysis of Jurkat cells, using anti-ECRG4 antibody, (Red), compared to a nonspecific negative control antibody (Blue).



Flow Cytometry: ECRG4 Antibody (3B10) [NBP2-00599] - Analysis of HeLa cells, using anti-ECRG4 antibody, (Red), compared to a nonspecific negative control antibody (Blue).



## Publications

Huang W, Zhou R, Mao L, Deng C et al. Esophageal cancer related gene-4 inhibits the migration and proliferation of oral squamous cell carcinoma through BC200 lncRNA/MMP-9 and -13 signaling pathway Cellular Signalling 2019-05-01 [PMID: 31152845]



### **Novus Biologicals USA**

10730 E. Briarwood Avenue  
Centennial, CO 80112  
USA  
Phone: 303.730.1950  
Toll Free: 1.888.506.6887  
Fax: 303.730.1966  
nb-customerservice@bio-techne.com

### **Bio-Techne Canada**

21 Canmotor Ave  
Toronto, ON M8Z 4E6  
Canada  
Phone: 905.827.6400  
Toll Free: 855.668.8722  
Fax: 905.827.6402  
canada.inquires@bio-techne.com

### **Bio-Techne Ltd**

19 Barton Lane  
Abingdon Science Park  
Abingdon, OX14 3NB, United Kingdom  
Phone: (44) (0) 1235 529449  
Free Phone: 0800 37 34 15  
Fax: (44) (0) 1235 533420  
info.EMEA@bio-techne.com

### **General Contact Information**

www.novusbio.com  
Technical Support: nb-technical@bio-techne.com  
Orders: nb-customerservice@bio-techne.com  
General: novus@novusbio.com

### **Products Related to NBP2-00599**

---

HAF007	Goat anti-Mouse IgG Secondary Antibody [HRP]
NB7539	Goat anti-Mouse IgG (H+L) Secondary Antibody [HRP]
NBP2-27231	Mouse IgG2b Isotype Control (MPC-11)
NBP1-84911PEP	ECRG4 Recombinant Protein Antigen

---

### **Limitations**

This product is for research use only and is not approved for use in humans or in clinical diagnosis. Primary Antibodies are guaranteed for 1 year from date of receipt.

For more information on our 100% guarantee, please visit [www.novusbio.com/guarantee](http://www.novusbio.com/guarantee)

Earn gift cards/discounts by submitting a review: [www.novusbio.com/reviews/submit/NBP2-00599](http://www.novusbio.com/reviews/submit/NBP2-00599)

Earn gift cards/discounts by submitting a publication using this product:  
[www.novusbio.com/publications](http://www.novusbio.com/publications)

