

Product Datasheet

lactamase, beta 2 Antibody (OTI2F9) NBP2-00509

Unit Size: 0.1 ml

Store at -20C. Avoid freeze-thaw cycles.

www.novusbio.com



technical@novusbio.com

Protocols, Publications, Related Products, Reviews, Research Tools and Images at:
www.novusbio.com/NBP2-00509

Updated 9/9/2025 v.20.1

**Earn rewards for product
reviews and publications.**

Submit a publication at www.novusbio.com/publications

Submit a review at www.novusbio.com/reviews/destination/NBP2-00509



NBP2-00509

lactamase, beta 2 Antibody (OTI2F9)

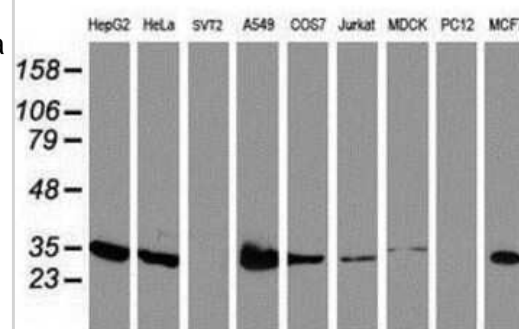
| Product Information | |
|-------------------------|--|
| Unit Size | 0.1 ml |
| Concentration | 1 mg/ml |
| Storage | Store at -20C. Avoid freeze-thaw cycles. |
| Clonality | Monoclonal |
| Clone | OTI2F9 |
| Preservative | 0.02% Sodium Azide |
| Isotype | IgG1 |
| Purity | Immunogen affinity purified |
| Buffer | PBS (pH 7.3), 1.0% BSA and 50% Glycerol |
| Target Molecular Weight | 32.6 kDa |

| Product Description | |
|---------------------|--|
| Description | Novus Biologicals Mouse lactamase, beta 2 Antibody (OTI2F9) (NBP2-00509) is a monoclonal antibody validated for use in IHC, WB and Flow. All Novus Biologicals antibodies are covered by our 100% guarantee. |
| Host | Mouse |
| Gene ID | 51110 |
| Gene Symbol | LACTB2 |
| Species | Human, Canine, Primate, Monkey |
| Immunogen | Human recombinant protein fragment corresponding to amino acids 78-288 of human LACTB2(NP_057111) produced in HEK293T cell. |

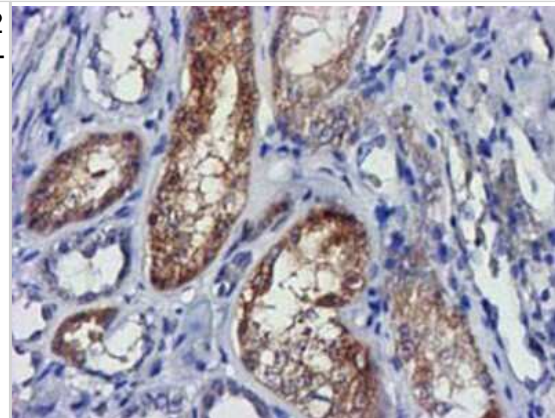
| Product Application Details | |
|-----------------------------|--|
| Applications | Western Blot, Immunohistochemistry-Paraffin, Flow Cytometry, Immunohistochemistry |
| Recommended Dilutions | Western Blot 1:500-2000, Flow Cytometry 1:100, Immunohistochemistry 1:150, Immunohistochemistry-Paraffin 1:150 |

Images

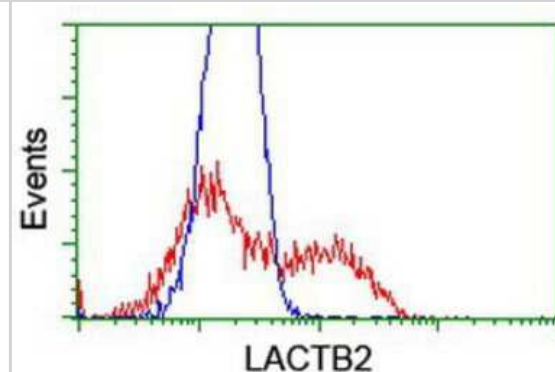
Western Blot: lactamase, beta 2 Antibody (2F9) [NBP2-00509] Analysis of extracts (35ug) from 9 different cell lines by using anti-lactamase, beta 2 monoclonal antibody.



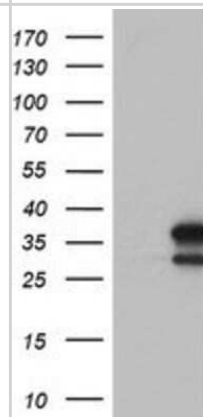
Immunohistochemistry-Paraffin: lactamase, beta 2 Antibody (2F9) [NBP2-00509] - Staining of paraffin-embedded Human Kidney tissue using anti-lactamase, beta 2 mouse monoclonal antibody.



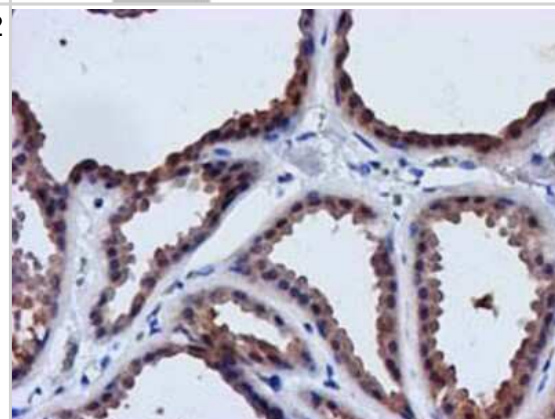
Flow Cytometry: lactamase, beta 2 Antibody (2F9) [NBP2-00509] - HEK293T cells transfected with either overexpression plasmid (Red) or empty vector control plasmid (Blue) were immunostained by anti-lactamase, beta 2 antibody, and then analyzed by flow cytometry.



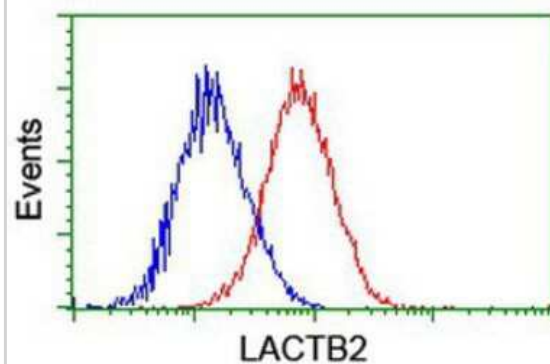
Western Blot: lactamase, beta 2 Antibody (2F9) [NBP2-00509] - HEK293T cells were transfected with the pCMV6-ENTRY control (Left lane) or pCMV6-ENTRY lactamase, beta 2 (Right lane) cDNA for 48 hrs and lysed. Equivalent amounts of cell lysates (5 ug per lane) were separated by SDS-PAGE and immunoblotted with anti-lactamase, beta 2.



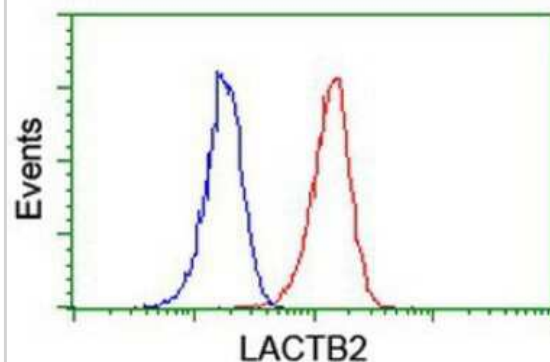
Immunohistochemistry-Paraffin: lactamase, beta 2 Antibody (2F9) [NBP2-00509] - Staining of paraffin-embedded Human breast tissue using anti-lactamase, beta 2 mouse monoclonal antibody.



Flow Cytometry: lactamase, beta 2 Antibody (2F9) [NBP2-00509] - Analysis of Hela cells, using anti-lactamase, beta 2 antibody, (Red), compared to a nonspecific negative control antibody (Blue).



Flow Cytometry: lactamase, beta 2 Antibody (2F9) [NBP2-00509] - Analysis of Jurkat cells, using anti-lactamase, beta 2 antibody, (Red), compared to a nonspecific negative control antibody (Blue).





Novus Biologicals USA

10730 E. Briarwood Avenue
Centennial, CO 80112
USA
Phone: 303.730.1950
Toll Free: 1.888.506.6887
Fax: 303.730.1966
nb-customerservice@bio-techne.com

Bio-Techne Canada

21 Canmotor Ave
Toronto, ON M8Z 4E6
Canada
Phone: 905.827.6400
Toll Free: 855.668.8722
Fax: 905.827.6402
canada.inquires@bio-techne.com

Bio-Techne Ltd

19 Barton Lane
Abingdon Science Park
Abingdon, OX14 3NB, United Kingdom
Phone: (44) (0) 1235 529449
Free Phone: 0800 37 34 15
Fax: (44) (0) 1235 533420
info.EMEA@bio-techne.com

General Contact Information

www.novusbio.com
Technical Support: nb-technical@bio-techne.com
Orders: nb-customerservice@bio-techne.com
General: novus@novusbio.com

Products Related to NBP2-00509

| | |
|------------------|--|
| NBP2-33376H | Blue Marker Antibody (6F4-F6) [HRP] |
| HAF007 | Goat anti-Mouse IgG Secondary Antibody [HRP] |
| NB7539 | Goat anti-Mouse IgG (H+L) Secondary Antibody [HRP] |
| NBP1-97005-0.5mg | Mouse IgG1 Isotype Control (MG1) |

Limitations

This product is for research use only and is not approved for use in humans or in clinical diagnosis. Primary Antibodies are guaranteed for 1 year from date of receipt.

For more information on our 100% guarantee, please visit www.novusbio.com/guarantee

Earn gift cards/discounts by submitting a review: www.novusbio.com/reviews/submit/NBP2-00509

Earn gift cards/discounts by submitting a publication using this product:
www.novusbio.com/publications

