

Product Datasheet

STRA8 Antibody - BSA Free NBP1-98492

Unit Size: 100 ul

Store at 4C short term. Aliquot and store at -20C long term. Avoid freeze-thaw cycles.

www.novusbio.com



technical@novusbio.com

Reviews: 3

Protocols, Publications, Related Products, Reviews, Research Tools and Images at:
www.novusbio.com/NBP1-98492

Updated 2/23/2025 v.20.1

Earn rewards for product
reviews and publications.

Submit a publication at www.novusbio.com/publications

Submit a review at www.novusbio.com/reviews/destination/NBP1-98492



NBP1-98492

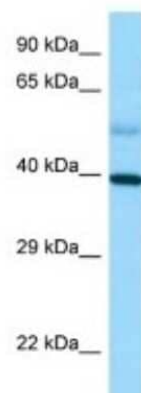
STRA8 Antibody - BSA Free

Product Information	
Unit Size	100 ul
Concentration	0.5 mg/ml
Storage	Store at 4C short term. Aliquot and store at -20C long term. Avoid freeze-thaw cycles.
Clonality	Polyclonal
Preservative	0.09% Sodium Azide
Isotype	IgG
Purity	Affinity purified
Buffer	PBS, 2% Sucrose
Target Molecular Weight	37 kDa
Product Description	
Description	The addition of 50% glycerol is optional for those storing this antibody at -20C and not aliquoting smaller units. However, please note that glycerol may interrupt some downstream antibody applications and should be added with caution.
Host	Rabbit
Gene ID	346673
Gene Symbol	STRA8
Species	Human, Mouse
Reactivity Notes	Mouse reactivity reported from a verified customer review as well as in-house test results.
Immunogen	The immunogen for this antibody is STRA8 - C-terminal region (NP_872295). Peptide sequence PEEKFQLYMQIINFFKGLSCANTQVKQEASFPVDEEMIMLQCTETFDDED. The peptide sequence for this immunogen was taken from within the described region.
Product Application Details	
Applications	Western Blot, Immunocytochemistry/ Immunofluorescence, Knockout Validated
Recommended Dilutions	Western Blot 1.0 ug/ml, Immunocytochemistry/ Immunofluorescence, Knockout Validated
Application Notes	STRA8 Antibody validated for ICC from a verified customer review. STRA8 Antibody validated for KO from a verified customer review.

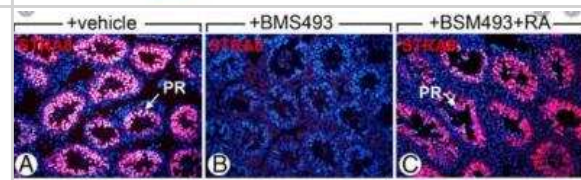


Images

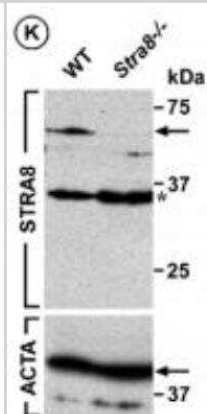
Western Blot: STRA8 Antibody [NBP1-98492] - Human Lung lysate.
Antibody at 1.0 ug/mL.



Immunocytochemistry: STRA8 Antibody [NBP1-98492] - Adult mouse testis. ICC image submitted by a verified customer review.



Western Blot: STRA8 Antibody [NBP1-98492] - STRA8ko and wt protein to test *stra8* protein level in mouse germ cells. WB image submitted by a verified customer review.





Novus Biologicals USA

10730 E. Briarwood Avenue
Centennial, CO 80112
USA
Phone: 303.730.1950
Toll Free: 1.888.506.6887
Fax: 303.730.1966
nb-customerservice@bio-techne.com

Bio-Techne Canada

21 Canmotor Ave
Toronto, ON M8Z 4E6
Canada
Phone: 905.827.6400
Toll Free: 855.668.8722
Fax: 905.827.6402
canada.inquires@bio-techne.com

Bio-Techne Ltd

19 Barton Lane
Abingdon Science Park
Abingdon, OX14 3NB, United Kingdom
Phone: (44) (0) 1235 529449
Free Phone: 0800 37 34 15
Fax: (44) (0) 1235 533420
info.EMEA@bio-techne.com

General Contact Information

www.novusbio.com
Technical Support: nb-technical@bio-techne.com
Orders: nb-customerservice@bio-techne.com
General: novus@novusbio.com

Products Related to NBP1-98492

HAF008	Goat anti-Rabbit IgG Secondary Antibody [HRP]
NB7160	Goat anti-Rabbit IgG (H+L) Secondary Antibody [HRP]
NBP2-24891	Rabbit IgG Isotype Control
273-F9-025	FGF-9 [Unconjugated]

Limitations

This product is for research use only and is not approved for use in humans or in clinical diagnosis. Primary Antibodies are guaranteed for 1 year from date of receipt.

For more information on our 100% guarantee, please visit www.novusbio.com/guarantee

Earn gift cards/discounts by submitting a review: www.novusbio.com/reviews/submit/NBP1-98492

Earn gift cards/discounts by submitting a publication using this product:
www.novusbio.com/publications

