

Product Datasheet

IL-17RE Antibody - BSA Free NBP1-93925

Unit Size: 0.1 ml

Store at 4C short term. Aliquot and store at -20C long term. Avoid freeze-thaw cycles.

www.novusbio.com



technical@novusbio.com

Publications: 1

Protocols, Publications, Related Products, Reviews, Research Tools and Images at:
www.novusbio.com/NBP1-93925

Updated 12/2/2025 v.20.1

Earn rewards for product
reviews and publications.

Submit a publication at www.novusbio.com/publications

Submit a review at www.novusbio.com/reviews/destination/NBP1-93925



NBP1-93925

IL-17RE Antibody - BSA Free

Product Information	
Unit Size	0.1 ml
Concentration	Concentrations vary lot to lot. See vial label for concentration. If unlisted please contact technical services.
Storage	Store at 4C short term. Aliquot and store at -20C long term. Avoid freeze-thaw cycles.
Clonality	Polyclonal
Preservative	0.02% Sodium Azide
Isotype	IgG
Purity	Affinity purified
Buffer	PBS (pH 7.2) and 40% Glycerol

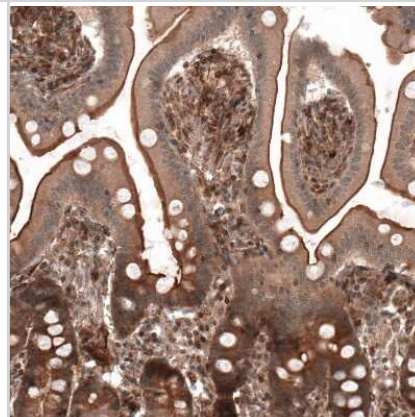
Product Description	
Description	Novus Biologicals Rabbit IL-17RE Antibody - BSA Free (NBP1-93925) is a polyclonal antibody validated for use in IHC. Anti-IL-17RE Antibody: Cited in 1 publication. All Novus Biologicals antibodies are covered by our 100% guarantee.
Host	Rabbit
Gene ID	132014
Gene Symbol	IL17RE
Species	Human
Immunogen	This antibody was developed against Recombinant Protein corresponding to amino acids: EKSHHISIPSPDISHKGLRSKRTQPSDPETWESLPRLDSQRHGGPEFSFDLLPE ARAIRVTISSGPEVSVRLCHQWALECEELSSPYDVQKIVSGGHTVELPYEFLLP CLCMEASYLQEDTVRRKKCPFQSWPEAYGSDFWKSVDHFTDYS

Product Application Details	
Applications	Immunohistochemistry-Paraffin, Immunohistochemistry
Recommended Dilutions	Immunohistochemistry 1:50 - 1:200, Immunohistochemistry-Paraffin 1:50-1:200
Application Notes	For IHC-Paraffin, HIER pH 6 retrieval is recommended.

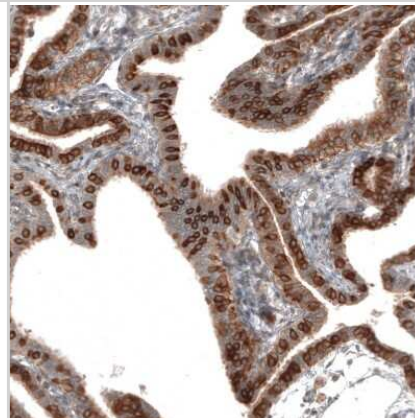


Images

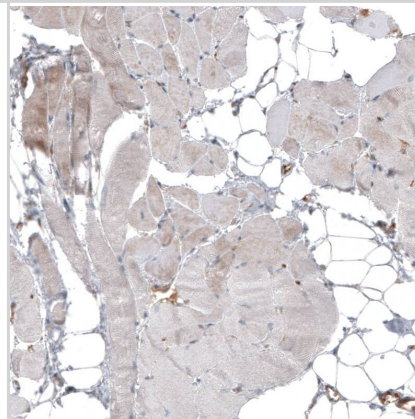
Immunohistochemistry-Paraffin: IL-17RE Antibody [NBP1-93925] - Staining of human duodenum shows strong membranous positivity in glandular cells.



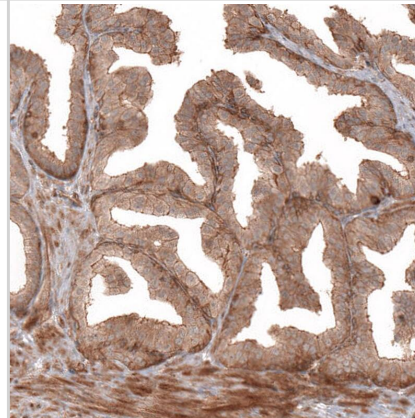
Immunohistochemistry-Paraffin: IL-17RE Antibody [NBP1-93925] - Staining of human Fallopian tube shows strong cytoplasmic / membranous positivity in glandular cells.



Staining of human skeletal muscle shows low positivity in myocytes as expected.



Staining of human prostate shows moderate membranous positivity in glandular cells.



Publications

Garcia, EM;Lenz, JD;Schaub, RE;Hackett, KT;Salgado-Pabón, W;Dillard, JP; IL-17C is a driver of damaging inflammation during Neisseria gonorrhoeae infection of human Fallopian tube Nature communications 2024-05-04 [PMID: 38704381]



Novus Biologicals USA

10730 E. Briarwood Avenue
Centennial, CO 80112
USA
Phone: 303.730.1950
Toll Free: 1.888.506.6887
Fax: 303.730.1966
nb-customerservice@bio-techne.com

Bio-Techne Canada

21 Canmotor Ave
Toronto, ON M8Z 4E6
Canada
Phone: 905.827.6400
Toll Free: 855.668.8722
Fax: 905.827.6402
canada.inquires@bio-techne.com

Bio-Techne Ltd

19 Barton Lane
Abingdon Science Park
Abingdon, OX14 3NB, United Kingdom
Phone: (44) (0) 1235 529449
Free Phone: 0800 37 34 15
Fax: (44) (0) 1235 533420
info.EMEA@bio-techne.com

General Contact Information

www.novusbio.com
Technical Support: nb-technical@bio-techne.com
Orders: nb-customerservice@bio-techne.com
General: novus@novusbio.com

Products Related to NBP1-93925

NBP1-93925PEP	IL-17RE Recombinant Protein Antigen
HAF008	Goat anti-Rabbit IgG Secondary Antibody [HRP]
NB7160	Goat anti-Rabbit IgG (H+L) Secondary Antibody [HRP]
NBP2-24891	Rabbit IgG Isotype Control

Limitations

This product is for research use only and is not approved for use in humans or in clinical diagnosis. Primary Antibodies are guaranteed for 1 year from date of receipt.

For more information on our 100% guarantee, please visit www.novusbio.com/guarantee

Earn gift cards/discounts by submitting a review: www.novusbio.com/reviews/submit/NBP1-93925

Earn gift cards/discounts by submitting a publication using this product:
www.novusbio.com/publications

