

Product Datasheet

RPTN Antibody - BSA Free NBP1-93792

Unit Size: 0.1 ml

Store at 4C short term. Aliquot and store at -20C long term. Avoid freeze-thaw cycles.

www.novusbio.com



technical@novusbio.com

Protocols, Publications, Related Products, Reviews, Research Tools and Images at:
www.novusbio.com/NBP1-93792

Updated 12/2/2025 v.20.1

Earn rewards for product
reviews and publications.

Submit a publication at www.novusbio.com/publications

Submit a review at www.novusbio.com/reviews/destination/NBP1-93792



NBP1-93792

RPTN Antibody - BSA Free

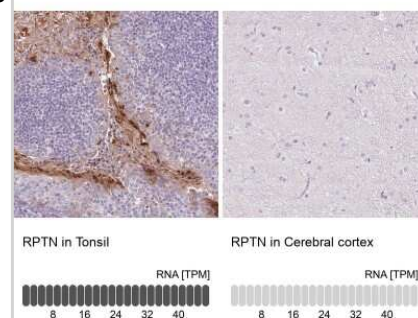
Product Information	
Unit Size	0.1 ml
Concentration	Concentrations vary lot to lot. See vial label for concentration. If unlisted please contact technical services.
Storage	Store at 4C short term. Aliquot and store at -20C long term. Avoid freeze-thaw cycles.
Clonality	Polyclonal
Preservative	0.02% Sodium Azide
Isotype	IgG
Purity	Affinity purified
Buffer	PBS (pH 7.2) and 40% Glycerol

Product Description	
Description	Novus Biologicals Rabbit RPTN Antibody - BSA Free (NBP1-93792) is a polyclonal antibody validated for use in IHC. All Novus Biologicals antibodies are covered by our 100% guarantee.
Host	Rabbit
Gene ID	126638
Gene Symbol	RPTN
Species	Human
Immunogen	This antibody was developed against Recombinant Protein corresponding to amino acids: KSGSYCGQSERLGQELGCGQTDRQGQSSHYGQTDRQDQSYHYGQTDRQG QSSHYSQTDRQGQSSHYSQPDRQGQSSHYGQMD

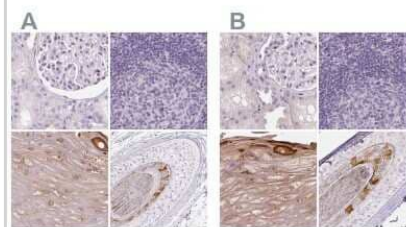
Product Application Details	
Applications	Immunohistochemistry-Paraffin, Immunohistochemistry
Recommended Dilutions	Immunohistochemistry 1:5000 - 1:10000, Immunohistochemistry-Paraffin 1:5000 - 1:10000
Application Notes	For IHC-Paraffin, HIER pH 6 retrieval is recommended.

Images

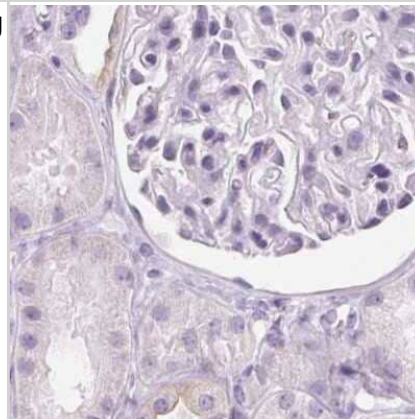
Immunohistochemistry-Paraffin: RPTN Antibody [NBP1-93792] - Staining in human tonsil and cerebral cortex tissues using anti-RPTN antibody. Corresponding RPTN RNA-seq data are presented for the same tissues.



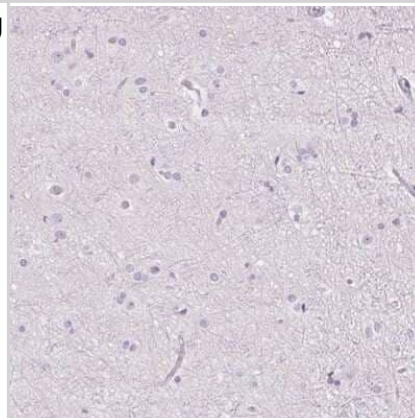
Immunohistochemistry-Paraffin: RPTN Antibody [NBP1-93792] - Staining of human kidney, lymph node, skin and skin, hairy using Anti-RPTN antibody NBP1-93792 (A) shows similar protein distribution across tissues to independent antibody NBP2-38159 (B).



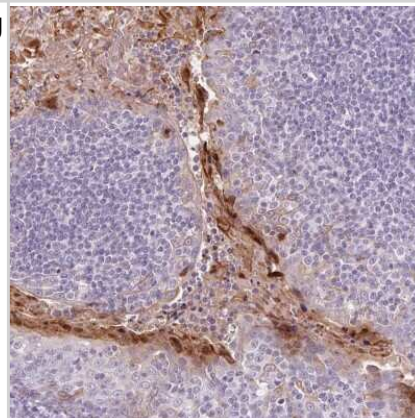
Immunohistochemistry-Paraffin: RPTN Antibody [NBP1-93792] - Staining of human kidney.



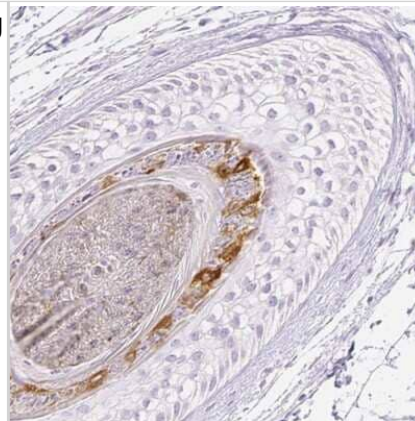
Immunohistochemistry-Paraffin: RPTN Antibody [NBP1-93792] - Staining of human cerebral cortex shows low expression as expected.



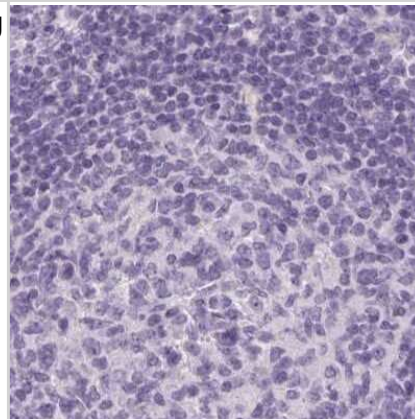
Immunohistochemistry-Paraffin: RPTN Antibody [NBP1-93792] - Staining of human tonsil shows high expression.



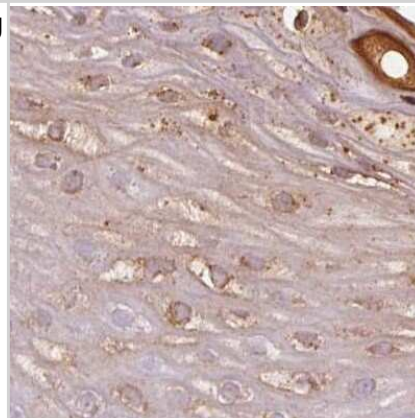
Immunohistochemistry-Paraffin: RPTN Antibody [NBP1-93792] - Staining of hair shows moderate cytoplasmic positivity in internal root sheath.



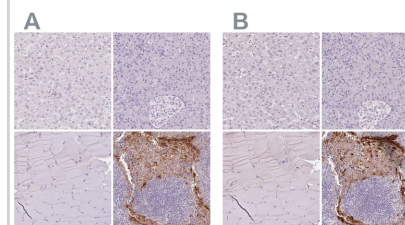
Immunohistochemistry-Paraffin: RPTN Antibody [NBP1-93792] - Staining of human lymph node.



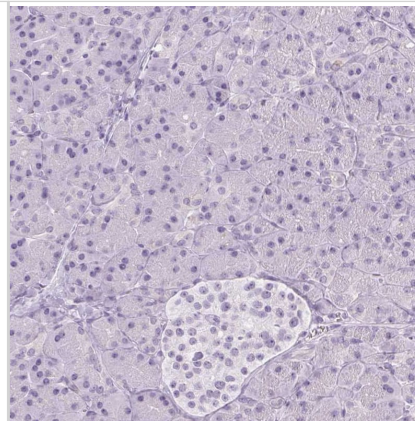
Immunohistochemistry-Paraffin: RPTN Antibody [NBP1-93792] - Staining of human skin.



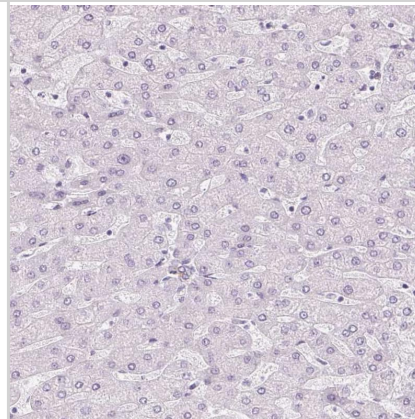
Staining of human kidney).



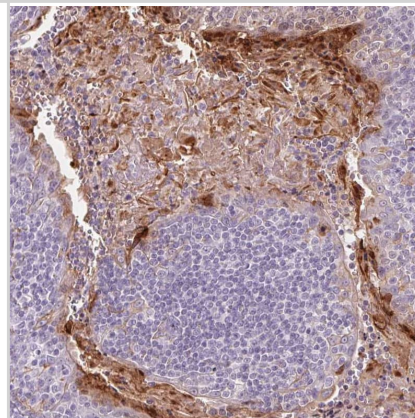
Staining of human skin using Anti-RPTN antibody NBP1-93792.



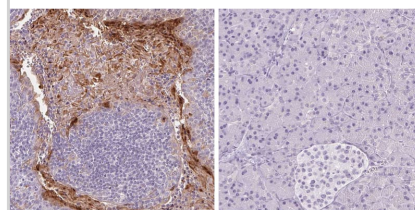
Staining of human cerebral cortex shows low expression as expected.



Staining of human tonsil shows high expression.




Analysis in human tonsil and cerebral cortex tissues using Anti-RPTN antibody. Corresponding RPTN RNA-seq data are presented for the same tissues.

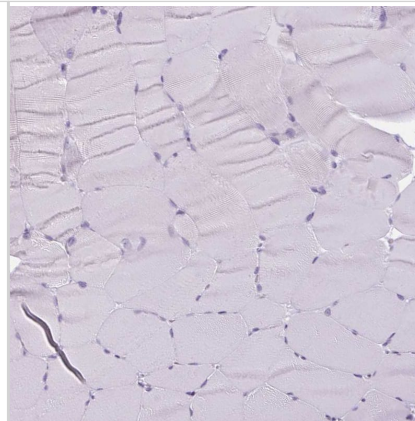


RPTN in Tonsil

RPTN in Pancreas



Staining of human skin, hairy using Anti-RPTN antibody NBP1-93792.





Novus Biologicals USA

10730 E. Briarwood Avenue
Centennial, CO 80112
USA
Phone: 303.730.1950
Toll Free: 1.888.506.6887
Fax: 303.730.1966
nb-customerservice@bio-techne.com

Bio-Techne Canada

21 Canmotor Ave
Toronto, ON M8Z 4E6
Canada
Phone: 905.827.6400
Toll Free: 855.668.8722
Fax: 905.827.6402
canada.inquires@bio-techne.com

Bio-Techne Ltd

19 Barton Lane
Abingdon Science Park
Abingdon, OX14 3NB, United Kingdom
Phone: (44) (0) 1235 529449
Free Phone: 0800 37 34 15
Fax: (44) (0) 1235 533420
info.EMEA@bio-techne.com

General Contact Information

www.novusbio.com
Technical Support: nb-technical@bio-techne.com
Orders: nb-customerservice@bio-techne.com
General: novus@novusbio.com

Products Related to NBP1-93792

NBP1-93792PEP	RPTN Recombinant Protein Antigen
HAF008	Goat anti-Rabbit IgG Secondary Antibody [HRP]
NB7160	Goat anti-Rabbit IgG (H+L) Secondary Antibody [HRP]
NBP2-24891	Rabbit IgG Isotype Control

Limitations

This product is for research use only and is not approved for use in humans or in clinical diagnosis. Primary Antibodies are guaranteed for 1 year from date of receipt.

For more information on our 100% guarantee, please visit www.novusbio.com/guarantee

Earn gift cards/discounts by submitting a review: www.novusbio.com/reviews/submit/NBP1-93792

Earn gift cards/discounts by submitting a publication using this product:
www.novusbio.com/publications

