

Product Datasheet

ARHGAP11A Antibody - BSA Free NBP1-93657

Unit Size: 0.1 ml

Store at 4C short term. Aliquot and store at -20C long term. Avoid freeze-thaw cycles.

www.novusbio.com



technical@novusbio.com

Publications: 3

Protocols, Publications, Related Products, Reviews, Research Tools and Images at:
www.novusbio.com/NBP1-93657

Updated 12/2/2025 v.20.1

Earn rewards for product
reviews and publications.

Submit a publication at www.novusbio.com/publications

Submit a review at www.novusbio.com/reviews/destination/NBP1-93657



NBP1-93657

ARHGAP11A Antibody - BSA Free

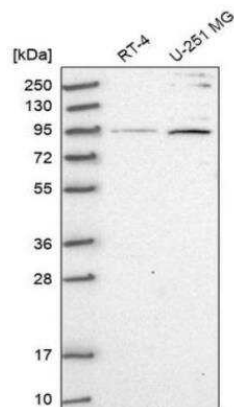
Product Information	
Unit Size	0.1 ml
Concentration	Concentrations vary lot to lot. See vial label for concentration. If unlisted please contact technical services.
Storage	Store at 4C short term. Aliquot and store at -20C long term. Avoid freeze-thaw cycles.
Clonality	Polyclonal
Preservative	0.02% Sodium Azide
Isotype	IgG
Purity	Affinity purified
Buffer	PBS (pH 7.2) and 40% Glycerol

Product Description	
Description	Novus Biologicals Rabbit ARHGAP11A Antibody - BSA Free (NBP1-93657) is a polyclonal antibody validated for use in IHC and WB. Anti-ARHGAP11A Antibody: Cited in 3 publications. All Novus Biologicals antibodies are covered by our 100% guarantee.
Host	Rabbit
Gene ID	9824
Gene Symbol	ARHGAP11A
Species	Human
Reactivity Notes	Immunogen displays the following percentage of sequence identity for non-tested species: Mouse (81%), Rat (81%). Reactivity reported in scientific literature (PMID: 24596151)
Immunogen	This antibody was developed against Recombinant Protein corresponding to amino acids: DIGRVPDFILEKIPAMLGIDGLCATPSLEGFEEGEYETPGEYKRKRQRQSVGDFV SGALNKFKPNRTPSITPQEERIAQLSESPVILTPNAKRT

Product Application Details	
Applications	Western Blot, Immunohistochemistry-Paraffin, Immunohistochemistry
Recommended Dilutions	Western Blot 0.04-0.4 ug/ml, Immunohistochemistry 1:200 - 1:500, Immunohistochemistry-Paraffin 1:200 - 1:500
Application Notes	For IHC-Paraffin, HIER pH 6 retrieval is recommended.

Images

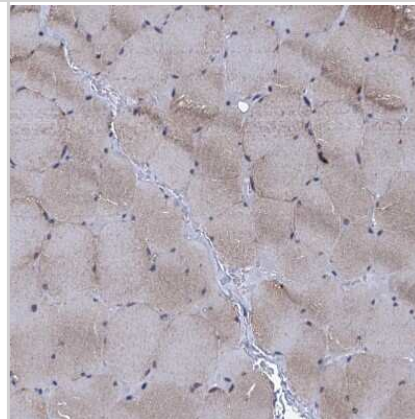
Western Blot: ARHGAP11A Antibody [NBP1-93657] - Analysis in human cell line RT-4 and human cell line U-251 MG.



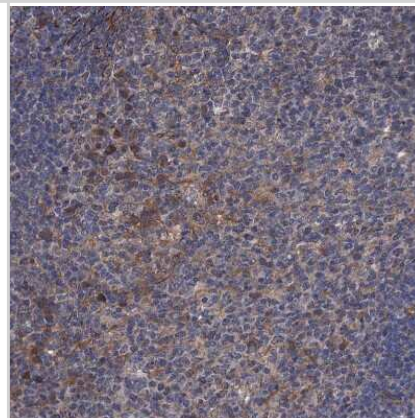
Immunohistochemistry-Paraffin: ARHGAP11A Antibody [NBP1-93657] - Staining of human small intestine shows moderate cytoplasmic positivity in glandular cells.



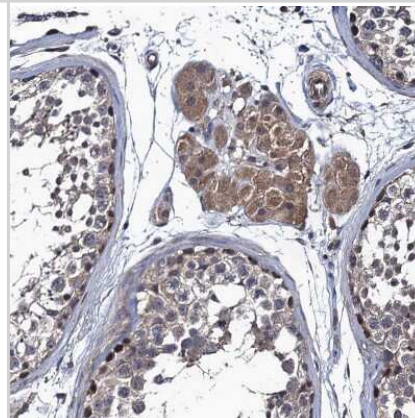
Immunohistochemistry-Paraffin: ARHGAP11A Antibody [NBP1-93657] - Staining of human skeletal muscle shows weak cytoplasmic positivity in myocytes.



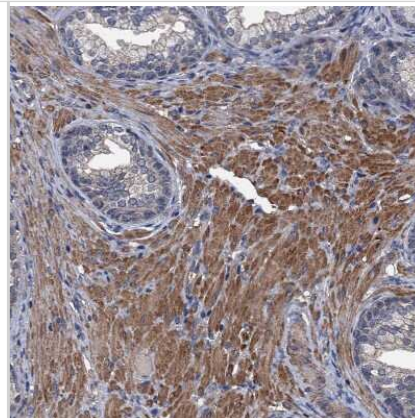
Immunohistochemistry-Paraffin: ARHGAP11A Antibody [NBP1-93657] - Staining of human tonsil shows moderate cytoplasmic positivity in lymphoid cells.



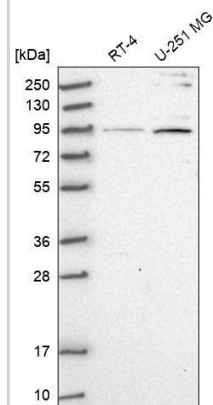
Immunohistochemistry-Paraffin: ARHGAP11A Antibody [NBP1-93657] - Staining of human testis shows moderate cytoplasmic positivity in Leydig cells.



Immunohistochemistry-Paraffin: ARHGAP11A Antibody [NBP1-93657] - Staining of human prostate shows moderate cytoplasmic positivity in smooth muscle cells.



Analysis in human cell line RT-4 and human cell line U-251 MG.



Publications

Chen S, Duan H, Xie Y et al. Expression and prognostic analysis of Rho GTPase-activating protein 11A in lung adenocarcinoma *Annals of Translational Medicine* 2021-06-24 [PMID: 34164506]

Fei H, Shi X, Sun D et al. Integrated analysis identified the role of three family members of ARHGAP in pancreatic adenocarcinoma *Sci Rep* 2024-05-23 [PMID: 38783033]

Ly T, Ahmad Y, Shlien A et al. A proteomic chronology of gene expression through the cell cycle in human myeloid leukemia cells. *eLife* 2014-01-01 [PMID: 24596151]



Novus Biologicals USA

10730 E. Briarwood Avenue
Centennial, CO 80112
USA
Phone: 303.730.1950
Toll Free: 1.888.506.6887
Fax: 303.730.1966
nb-customerservice@bio-techne.com

Bio-Techne Canada

21 Canmotor Ave
Toronto, ON M8Z 4E6
Canada
Phone: 905.827.6400
Toll Free: 855.668.8722
Fax: 905.827.6402
canada.inquires@bio-techne.com

Bio-Techne Ltd

19 Barton Lane
Abingdon Science Park
Abingdon, OX14 3NB, United Kingdom
Phone: (44) (0) 1235 529449
Free Phone: 0800 37 34 15
Fax: (44) (0) 1235 533420
info.EMEA@bio-techne.com

General Contact Information

www.novusbio.com
Technical Support: nb-technical@bio-techne.com
Orders: nb-customerservice@bio-techne.com
General: novus@novusbio.com

Products Related to NBP1-93657

NBP1-93657PEP	ARHGAP11A Recombinant Protein Antigen
NBP2-33376H	Blue Marker Antibody (6F4-F6) [HRP]
HAF008	Goat anti-Rabbit IgG Secondary Antibody [HRP]
NB7160	Goat anti-Rabbit IgG (H+L) Secondary Antibody [HRP]
NBP2-24891	Rabbit IgG Isotype Control

Limitations

This product is for research use only and is not approved for use in humans or in clinical diagnosis. Primary Antibodies are guaranteed for 1 year from date of receipt.

For more information on our 100% guarantee, please visit www.novusbio.com/guarantee

Earn gift cards/discounts by submitting a review: www.novusbio.com/reviews/submit/NBP1-93657

Earn gift cards/discounts by submitting a publication using this product:
www.novusbio.com/publications

