

# Product Datasheet

## TECPR2 Antibody - BSA Free

### NBP1-93642

Unit Size: 0.1 ml

Store at 4C short term. Aliquot and store at -20C long term. Avoid freeze-thaw cycles.

[www.novusbio.com](http://www.novusbio.com)



[technical@novusbio.com](mailto:technical@novusbio.com)

#### Publications: 1

Protocols, Publications, Related Products, Reviews, Research Tools and Images at:  
[www.novusbio.com/NBP1-93642](http://www.novusbio.com/NBP1-93642)

Updated 12/2/2025 v.20.1

Earn rewards for product reviews and publications.

Submit a publication at [www.novusbio.com/publications](http://www.novusbio.com/publications)

Submit a review at [www.novusbio.com/reviews/destination/NBP1-93642](http://www.novusbio.com/reviews/destination/NBP1-93642)



**NBP1-93642**

TECPR2 Antibody - BSA Free

Product Information	
Unit Size	0.1 ml
Concentration	Concentrations vary lot to lot. See vial label for concentration. If unlisted please contact technical services.
Storage	Store at 4C short term. Aliquot and store at -20C long term. Avoid freeze-thaw cycles.
Clonality	Polyclonal
Preservative	0.02% Sodium Azide
Isotype	IgG
Purity	Affinity purified
Buffer	PBS (pH 7.2) and 40% Glycerol

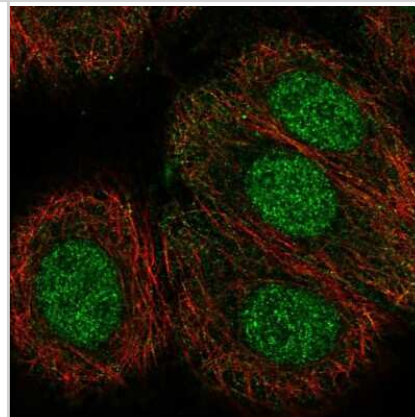
Product Description	
Description	Novus Biologicals Rabbit TECPR2 Antibody - BSA Free (NBP1-93642) is a polyclonal antibody validated for use in IHC and ICC/IF. Anti-TECPR2 Antibody: Cited in 1 publication. All Novus Biologicals antibodies are covered by our 100% guarantee.
Host	Rabbit
Gene ID	9895
Gene Symbol	TECPR2
Species	Human, Canine
Reactivity Notes	Immunogen displays the following percentage of sequence identity for non-tested species: Mouse (89%), Rat (89%). Canine reactivity reported in scientific literature (PMID: 26555167).
Immunogen	This antibody was developed against Recombinant Protein corresponding to amino acids: VSVHSSPNDQMLWVLDLRWNVHVRTGITEEMPVGTAWEHVPGLQACQLALS TRTVWARCPNGDLARRYGVTDKNPAGDYWKKIPGSVSCFTVTASDELWAVGP PGYLLQRLTKTFSHSHGTQKSSQAAMPHPEDLEDEWEVI

Product Application Details	
Applications	Immunohistochemistry-Paraffin, Immunocytochemistry/ Immunofluorescence, Immunohistochemistry
Recommended Dilutions	Immunohistochemistry 1:200 - 1:500, Immunocytochemistry/ Immunofluorescence 0.25-2 ug/ml, Immunohistochemistry-Paraffin 1:200 - 1:500
Application Notes	For IHC-Paraffin, HIER pH 6 retrieval is recommended. ICC/IF, Fixation Permeabilization: Use PFA/Triton X-100.

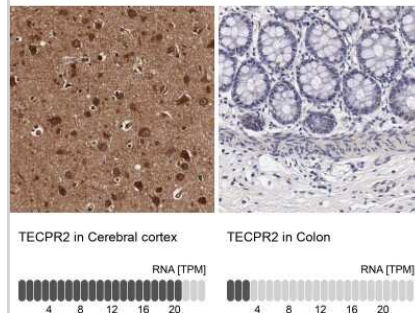


## Images

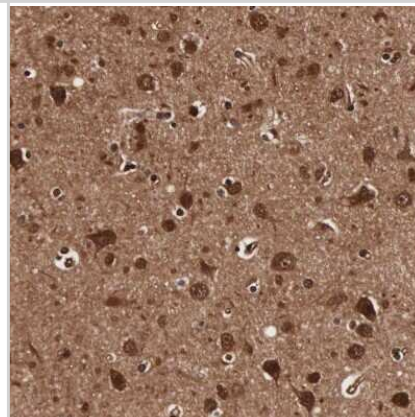
Immunocytochemistry/Immunofluorescence: TECPR2 Antibody [NBP1-93642] - Immunofluorescent staining of human cell line MCF7 shows localization to nucleus. Antibody staining is shown in green.



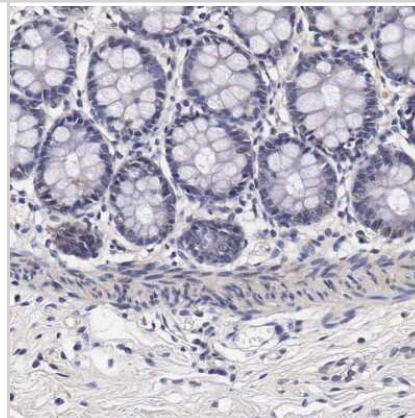
Immunohistochemistry-Paraffin: TECPR2 Antibody [NBP1-93642] - Staining in human cerebral cortex and colon tissues using anti-TECPR2 antibody. Corresponding TECPR2 RNA-seq data are presented for the same tissues.



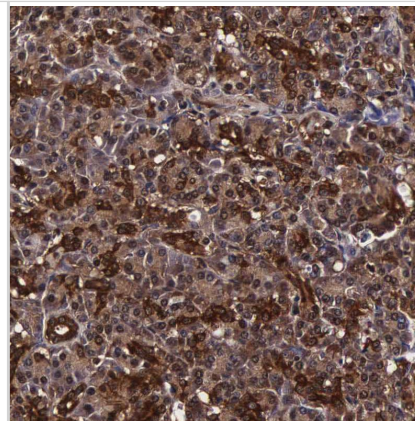
Immunohistochemistry-Paraffin: TECPR2 Antibody [NBP1-93642] - Staining of human cerebral cortex shows high expression.



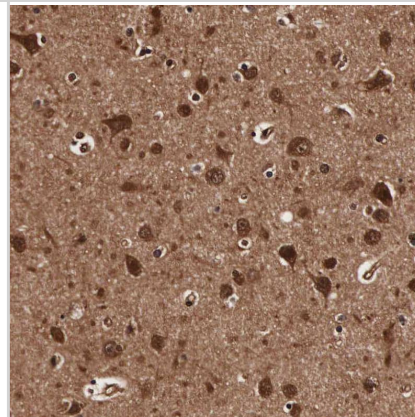
Immunohistochemistry-Paraffin: TECPR2 Antibody [NBP1-93642] - Staining of human colon shows low expression as expected.



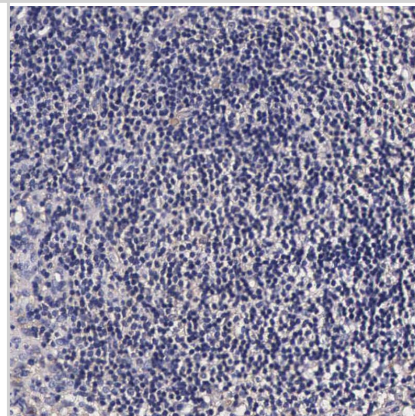
Staining of human pancreas shows strong cytoplasmic positivity in exocrine glandular cells.



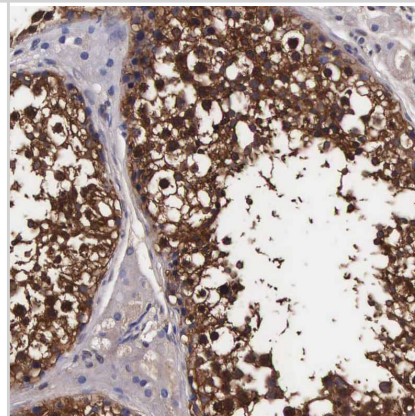
Staining of human cerebral cortex shows strong cytoplasmic positivity in neurons.



Staining of human lymphoid tissues shows no positivity in germinal center cells.



Staining of human testis shows strong cytoplasmic positivity in cells in seminiferous ducts.



## Publications

Hahn K, Rohdin C, Jagannathan V et al. TECPR2 Associated Neuroaxonal Dystrophy in Spanish Water Dogs. PLoS One 2015-01-01 [PMID: 26555167] (IF/IHC, Canine)



### **Novus Biologicals USA**

10730 E. Briarwood Avenue  
Centennial, CO 80112  
USA  
Phone: 303.730.1950  
Toll Free: 1.888.506.6887  
Fax: 303.730.1966  
nb-customerservice@bio-techne.com

### **Bio-Techne Canada**

21 Canmotor Ave  
Toronto, ON M8Z 4E6  
Canada  
Phone: 905.827.6400  
Toll Free: 855.668.8722  
Fax: 905.827.6402  
canada.inquires@bio-techne.com

### **Bio-Techne Ltd**

19 Barton Lane  
Abingdon Science Park  
Abingdon, OX14 3NB, United Kingdom  
Phone: (44) (0) 1235 529449  
Free Phone: 0800 37 34 15  
Fax: (44) (0) 1235 533420  
info.EMEA@bio-techne.com

### **General Contact Information**

www.novusbio.com  
Technical Support: nb-technical@bio-techne.com  
Orders: nb-customerservice@bio-techne.com  
General: novus@novusbio.com

### **Products Related to NBP1-93642**

---

NBP1-93642PEP	TECPR2 Recombinant Protein Antigen
HAF008	Goat anti-Rabbit IgG Secondary Antibody [HRP]
NB7160	Goat anti-Rabbit IgG (H+L) Secondary Antibody [HRP]
NBP2-24891	Rabbit IgG Isotype Control

---

### **Limitations**

This product is for research use only and is not approved for use in humans or in clinical diagnosis. Primary Antibodies are guaranteed for 1 year from date of receipt.

For more information on our 100% guarantee, please visit [www.novusbio.com/guarantee](http://www.novusbio.com/guarantee)

Earn gift cards/discounts by submitting a review: [www.novusbio.com/reviews/submit/NBP1-93642](http://www.novusbio.com/reviews/submit/NBP1-93642)

Earn gift cards/discounts by submitting a publication using this product:  
[www.novusbio.com/publications](http://www.novusbio.com/publications)

