

Product Datasheet

Zinc finger and BTB domain-containing protein 9 Antibody - BSA Free NBP1-92611

Unit Size: 0.1 ml

Store at 4C short term. Aliquot and store at -20C long term. Avoid freeze-thaw cycles.

www.novusbio.com



technical@novusbio.com

Publications: 1

Protocols, Publications, Related Products, Reviews, Research Tools and Images at:
www.novusbio.com/NBP1-92611

Updated 12/2/2025 v.20.1

Earn rewards for product
reviews and publications.

Submit a publication at www.novusbio.com/publications

Submit a review at www.novusbio.com/reviews/destination/NBP1-92611



NBP1-92611**Zinc finger and BTB domain-containing protein 9 Antibody - BSA Free**


Product Information	
Unit Size	0.1 ml
Concentration	Concentrations vary lot to lot. See vial label for concentration. If unlisted please contact technical services.
Storage	Store at 4C short term. Aliquot and store at -20C long term. Avoid freeze-thaw cycles.
Clonality	Polyclonal
Preservative	0.02% Sodium Azide
Isotype	IgG
Purity	Affinity purified
Buffer	PBS (pH 7.2) and 40% Glycerol

Product Description	
Description	Novus Biologicals Rabbit Zinc finger and BTB domain-containing protein 9 Antibody - BSA Free (NBP1-92611) is a polyclonal antibody validated for use in IHC, WB and ICC/IF. Anti-Zinc finger and BTB domain-containing protein 9 Antibody: Cited in 1 publication. All Novus Biologicals antibodies are covered by our 100% guarantee.
Host	Rabbit
Gene ID	221504
Gene Symbol	ZBTB9
Species	Human
Immunogen	This antibody was developed against Recombinant Protein corresponding to amino acids: PKEEISGSGTQPGGAKEETKVFSGGDTEGNGELGFLLPSPGPGPTSGGGGPSW KPVDLHGNEILSGGGPGGAGQAVHGPVKLGGTPPADGKRFGCLCGKRF

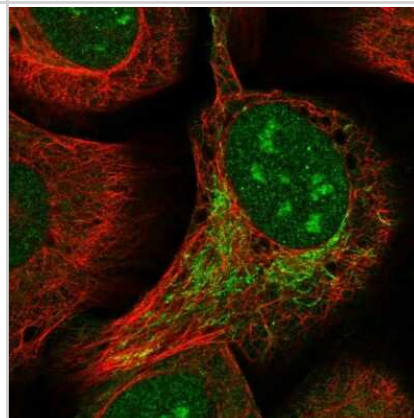
Product Application Details	
Applications	Western Blot, Immunohistochemistry-Paraffin, Immunocytochemistry/ Immunofluorescence, Immunohistochemistry
Recommended Dilutions	Western Blot 0.04-0.4 ug/ml, Immunohistochemistry 1:20 - 1:50, Immunocytochemistry/ Immunofluorescence 0.25-2 ug/ml, Immunohistochemistry-Paraffin 1:20 - 1:50
Application Notes	For IHC-Paraffin, HIER pH 6 retrieval is recommended. ICC/IF, Fixation/Permeabilization: PFA/Triton X-100.

Images

Western Blot: Zinc finger and BTB domain-containing protein 9 Antibody [NBP1-92611] - Lane 1: Marker [kDa] 230, 130, 95, 72, 56, 36, 28, 17, 11. Lane 2: Human cell line RT-652



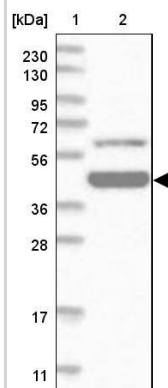
Immunocytochemistry/Immunofluorescence: Zinc finger and BTB domain-containing protein 9 Antibody [NBP1-92611] - Staining of human cell line U-2 OS shows localization to nucleus, nucleoli & mitochondria.



Immunohistochemistry-Paraffin: Zinc finger and BTB domain-containing protein 9 Antibody [NBP1-92611] - Staining of human kidney shows strong cytoplasmic positivity in tubule cells.



Lane 1: Marker [kDa] 230, 130, 95, 72, 56, 36, 28, 17, 11
Lane 2: Human cell line RT-4



Publications

Zhang Z, Wu L, Li J et al. Identification of ZBTB9 as a potential therapeutic target against dysregulation of tumor cells proliferation and a novel biomarker in Liver Hepatocellular Carcinoma Journal of translational medicine 2022-12-15 [PMID: 36522647] (IF/IHC, Human)



Novus Biologicals USA

10730 E. Briarwood Avenue
Centennial, CO 80112
USA
Phone: 303.730.1950
Toll Free: 1.888.506.6887
Fax: 303.730.1966
nb-customerservice@bio-techne.com

Bio-Techne Canada

21 Canmotor Ave
Toronto, ON M8Z 4E6
Canada
Phone: 905.827.6400
Toll Free: 855.668.8722
Fax: 905.827.6402
canada.inquires@bio-techne.com

Bio-Techne Ltd

19 Barton Lane
Abingdon Science Park
Abingdon, OX14 3NB, United Kingdom
Phone: (44) (0) 1235 529449
Free Phone: 0800 37 34 15
Fax: (44) (0) 1235 533420
info.EMEA@bio-techne.com

General Contact Information

www.novusbio.com
Technical Support: nb-technical@bio-techne.com
Orders: nb-customerservice@bio-techne.com
General: novus@novusbio.com

Products Related to NBP1-92611

NBP1-92611PEP	Zinc finger and BTB domain-containing protein 9 Recombinant Protein Antigen
NBP2-33376H	Blue Marker Antibody (6F4-F6) [HRP]
HAF008	Goat anti-Rabbit IgG Secondary Antibody [HRP]
NB7160	Goat anti-Rabbit IgG (H+L) Secondary Antibody [HRP]
NBP2-24891	Rabbit IgG Isotype Control

Limitations

This product is for research use only and is not approved for use in humans or in clinical diagnosis. Primary Antibodies are guaranteed for 1 year from date of receipt.

For more information on our 100% guarantee, please visit www.novusbio.com/guarantee

Earn gift cards/discounts by submitting a review: www.novusbio.com/reviews/submit/NBP1-92611

Earn gift cards/discounts by submitting a publication using this product:
www.novusbio.com/publications



