

# Product Datasheet

## TROAP Antibody - BSA Free

### NBP1-92532

Unit Size: 0.1 ml

Store at 4C short term. Aliquot and store at -20C long term. Avoid freeze-thaw cycles.

[www.novusbio.com](http://www.novusbio.com)



[technical@novusbio.com](mailto:technical@novusbio.com)

#### Publications: 1

Protocols, Publications, Related Products, Reviews, Research Tools and Images at:  
[www.novusbio.com/NBP1-92532](http://www.novusbio.com/NBP1-92532)

Updated 12/2/2025 v.20.1

Earn rewards for product  
reviews and publications.

Submit a publication at [www.novusbio.com/publications](http://www.novusbio.com/publications)

Submit a review at [www.novusbio.com/reviews/destination/NBP1-92532](http://www.novusbio.com/reviews/destination/NBP1-92532)



**NBP1-92532**

TROAP Antibody - BSA Free

Product Information	
Unit Size	0.1 ml
Concentration	Concentrations vary lot to lot. See vial label for concentration. If unlisted please contact technical services.
Storage	Store at 4C short term. Aliquot and store at -20C long term. Avoid freeze-thaw cycles.
Clonality	Polyclonal
Preservative	0.02% Sodium Azide
Isotype	IgG
Purity	Affinity purified
Buffer	PBS (pH 7.2) and 40% Glycerol

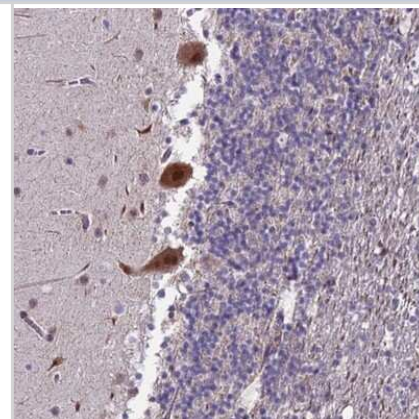
Product Description	
Description	Novus Biologicals Rabbit TROAP Antibody - BSA Free (NBP1-92532) is a polyclonal antibody validated for use in IHC. Anti-TROAP Antibody: Cited in 1 publication. All Novus Biologicals antibodies are covered by our 100% guarantee.
Host	Rabbit
Gene ID	10024
Gene Symbol	TROAP
Species	Human
Immunogen	This antibody was developed against Recombinant Protein corresponding to amino acids: EAPGTIEFVADPAALATILSGEGVKSCHLGRQPSLAKRVLVLRGSQGGTTQRVQ GVRASAYLAPRTPHRLDPARASCFSRLEGPGPRGRTLCPQRLQALIS

Product Application Details	
Applications	Immunohistochemistry-Paraffin, Immunohistochemistry
Recommended Dilutions	Immunohistochemistry 1:50 -1:200, Immunohistochemistry-Paraffin 1:50 - 1:200
Application Notes	For IHC-Paraffin, HIER pH 6 retrieval is recommended.

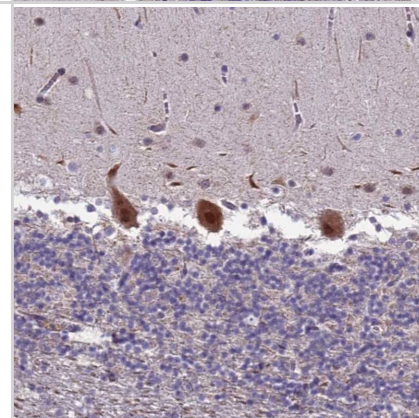


## Images

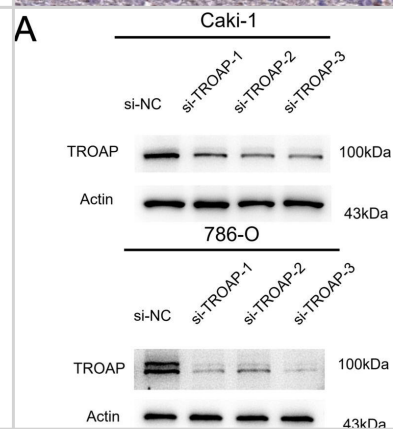
Immunohistochemistry-Paraffin: TROAP Antibody [NBP1-92532] - Staining of human cerebellum shows strong cytoplasmic and nuclear positivity in Purkinje cells .



Staining of human cerebellum shows strong cytoplasmic and nuclear positivity in Purkinje cells .



Oncogene effect of TROAP in vitro. (A) Western blot analysis was employed to evaluate the effectiveness of TROAP silencing in Caki-1 and 786-O cell lines. (B) Clone formation to determine the colony-forming ability of Caki-1 and 786-O cell lines. (C) The CCK-8 assay was conducted to measure the proliferation rates of Caki-1 and 786-O cell lines. (D) Transwell assays were performed to assess the invasive potential of Caki-1 and 786-O cell lines. \* $P < 0.05$ ; \*\* $P < 0.01$ ; \*\*\* $P < 0.001$ ; \*\*\*\* $P < 0.0001$  Image collected and cropped by CiteAb from the following open publication (<https://bmccancer.biomedcentral.com/articles/10.1186/s12885-024-12802-9>), licensed under a CC-BY license. Not internally tested by Novus Biologicals.



## Publications

Lian Y, Fan W, Huang Y et al. Downregulated Trophinin-Associated Protein Plays a Critical Role in Human Hepatocellular Carcinoma Through Upregulation of Tumor Cell Growth and Migration. *Oncol Res* 2018-06-11 [PMID: 29117881] (Human)



### **Novus Biologicals USA**

10730 E. Briarwood Avenue  
Centennial, CO 80112  
USA  
Phone: 303.730.1950  
Toll Free: 1.888.506.6887  
Fax: 303.730.1966  
nb-customerservice@bio-techne.com

### **Bio-Techne Canada**

21 Canmotor Ave  
Toronto, ON M8Z 4E6  
Canada  
Phone: 905.827.6400  
Toll Free: 855.668.8722  
Fax: 905.827.6402  
canada.inquires@bio-techne.com

### **Bio-Techne Ltd**

19 Barton Lane  
Abingdon Science Park  
Abingdon, OX14 3NB, United Kingdom  
Phone: (44) (0) 1235 529449  
Free Phone: 0800 37 34 15  
Fax: (44) (0) 1235 533420  
info.EMEA@bio-techne.com

### **General Contact Information**

www.novusbio.com  
Technical Support: nb-technical@bio-techne.com  
Orders: nb-customerservice@bio-techne.com  
General: novus@novusbio.com

### **Products Related to NBP1-92532**

---

NBP1-92532PEP	TROAP Recombinant Protein Antigen
HAF008	Goat anti-Rabbit IgG Secondary Antibody [HRP]
NB7160	Goat anti-Rabbit IgG (H+L) Secondary Antibody [HRP]
NBP2-24891	Rabbit IgG Isotype Control

---

### **Limitations**

This product is for research use only and is not approved for use in humans or in clinical diagnosis. Primary Antibodies are guaranteed for 1 year from date of receipt.

For more information on our 100% guarantee, please visit [www.novusbio.com/guarantee](http://www.novusbio.com/guarantee)

Earn gift cards/discounts by submitting a review: [www.novusbio.com/reviews/submit/NBP1-92532](http://www.novusbio.com/reviews/submit/NBP1-92532)

Earn gift cards/discounts by submitting a publication using this product:  
[www.novusbio.com/publications](http://www.novusbio.com/publications)

