

# Product Datasheet

## Semenogelin II Antibody - BSA Free NBP1-92377

Unit Size: 0.1 ml

Store at 4C short term. Aliquot and store at -20C long term. Avoid freeze-thaw cycles.

[www.novusbio.com](http://www.novusbio.com)



[technical@novusbio.com](mailto:technical@novusbio.com)

Protocols, Publications, Related Products, Reviews, Research Tools and Images at:  
[www.novusbio.com/NBP1-92377](http://www.novusbio.com/NBP1-92377)

Updated 12/2/2025 v.20.1

Earn rewards for product  
reviews and publications.

Submit a publication at [www.novusbio.com/publications](http://www.novusbio.com/publications)

Submit a review at [www.novusbio.com/reviews/destination/NBP1-92377](http://www.novusbio.com/reviews/destination/NBP1-92377)



**NBP1-92377****Semenogelin II Antibody - BSA Free**

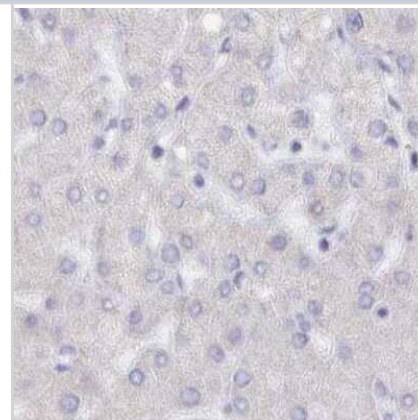
<b>Product Information</b>	
<b>Unit Size</b>	0.1 ml
<b>Concentration</b>	Concentrations vary lot to lot. See vial label for concentration. If unlisted please contact technical services.
<b>Storage</b>	Store at 4C short term. Aliquot and store at -20C long term. Avoid freeze-thaw cycles.
<b>Clonality</b>	Polyclonal
<b>Preservative</b>	0.02% Sodium Azide
<b>Isotype</b>	IgG
<b>Purity</b>	Affinity purified
<b>Buffer</b>	PBS (pH 7.2) and 40% Glycerol

<b>Product Description</b>	
<b>Description</b>	Novus Biologicals Rabbit Semenogelin II Antibody - BSA Free (NBP1-92377) is a polyclonal antibody validated for use in IHC and WB. All Novus Biologicals antibodies are covered by our 100% guarantee.
<b>Host</b>	Rabbit
<b>Gene ID</b>	6407
<b>Gene Symbol</b>	SEMG2
<b>Species</b>	Human
<b>Immunogen</b>	This antibody was developed against Recombinant Protein corresponding to amino acids: GRYKQESSESHNIVITEHEVAQDDHLTQQYNEDRNP

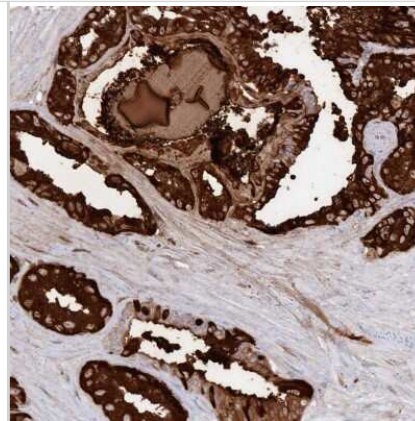
<b>Product Application Details</b>	
<b>Applications</b>	Western Blot, Immunohistochemistry-Paraffin, Immunohistochemistry
<b>Recommended Dilutions</b>	Western Blot 0.04-0.4 ug/ml, Immunohistochemistry 1:2500 - 1:5000, Immunohistochemistry-Paraffin 1:2500 - 1:5000
<b>Application Notes</b>	For IHC-Paraffin, HIER pH 6 retrieval is recommended.

**Images**

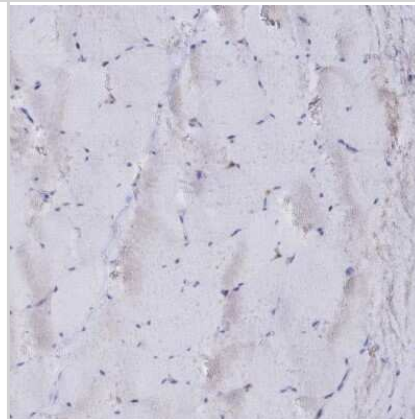
Immunohistochemistry-Paraffin: Semenogelin II Antibody [NBP1-92377]  
- Staining of human liver.



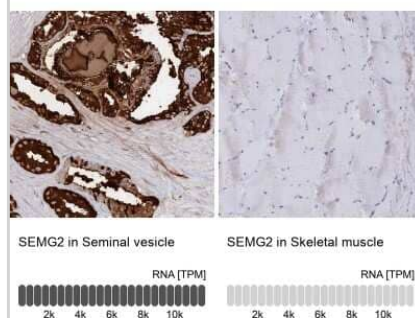
Immunohistochemistry-Paraffin: Semenogelin II Antibody [NBP1-92377]  
 - Staining of human seminal vesicle shows high expression.



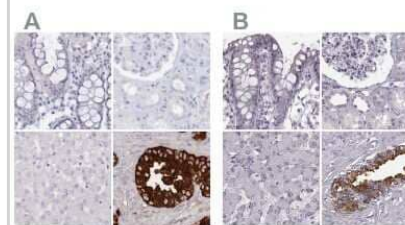
Immunohistochemistry-Paraffin: Semenogelin II Antibody [NBP1-92377]  
 - Staining of human skeletal muscle shows low expression as expected.



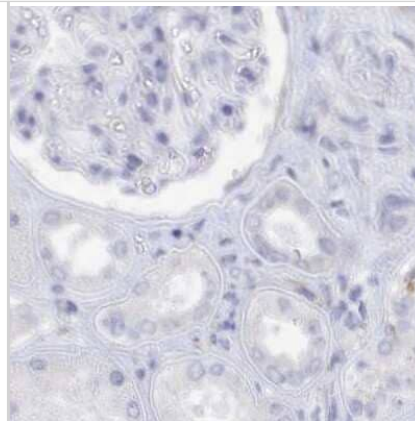
Immunohistochemistry-Paraffin: Semenogelin II Antibody [NBP1-92377]  
 - Staining in human seminal vesicle and skeletal muscle tissues using anti-SEMG2 antibody. Corresponding SEMG2 RNA-seq data are presented for the same tissues.



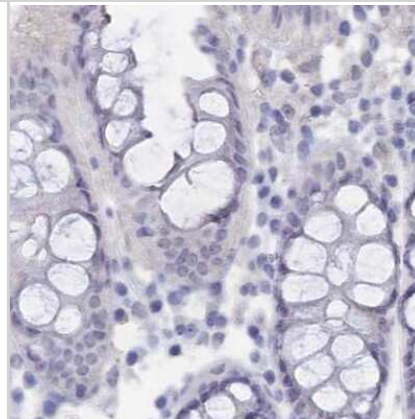
Immunohistochemistry-Paraffin: Semenogelin II Antibody [NBP1-92377]  
 - Staining of human colon, kidney, liver and seminal vesicle using Anti-SEMG2 antibody NBP1-92377 (A) shows similar protein distribution across tissues to independent antibody NBP1-92376 (B).



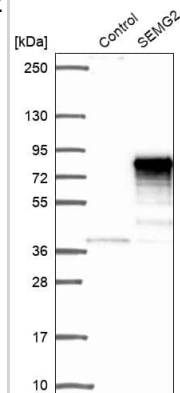
Immunohistochemistry-Paraffin: Semenogelin II Antibody [NBP1-92377]  
- Staining of human kidney.



Immunohistochemistry-Paraffin: Semenogelin II Antibody [NBP1-92377]  
- Staining of human colon.



Analysis in control (vector only transfected HEK293T lysate) and SEMG2 over-expression lysate (Co-expressed with a C-terminal myc-DDK tag (~3.1 kDa) in mammalian HEK293T cells).





### Novus Biologicals USA

10730 E. Briarwood Avenue  
Centennial, CO 80112  
USA  
Phone: 303.730.1950  
Toll Free: 1.888.506.6887  
Fax: 303.730.1966  
nb-customerservice@bio-techne.com

### Bio-Techne Canada

21 Canmotor Ave  
Toronto, ON M8Z 4E6  
Canada  
Phone: 905.827.6400  
Toll Free: 855.668.8722  
Fax: 905.827.6402  
canada.inquires@bio-techne.com

### Bio-Techne Ltd

19 Barton Lane  
Abingdon Science Park  
Abingdon, OX14 3NB, United Kingdom  
Phone: (44) (0) 1235 529449  
Free Phone: 0800 37 34 15  
Fax: (44) (0) 1235 533420  
info.EMEA@bio-techne.com

### General Contact Information

www.novusbio.com  
Technical Support: nb-technical@bio-techne.com  
Orders: nb-customerservice@bio-techne.com  
General: novus@novusbio.com

### Products Related to NBP1-92377

---

NBP1-92377PEP	Semenogelin II Recombinant Protein Antigen
NBP2-33376H	Blue Marker Antibody (6F4-F6) [HRP]
HAF008	Goat anti-Rabbit IgG Secondary Antibody [HRP]
NB7160	Goat anti-Rabbit IgG (H+L) Secondary Antibody [HRP]
NBP2-24891	Rabbit IgG Isotype Control

---

### Limitations

This product is for research use only and is not approved for use in humans or in clinical diagnosis. Primary Antibodies are guaranteed for 1 year from date of receipt.

For more information on our 100% guarantee, please visit [www.novusbio.com/guarantee](http://www.novusbio.com/guarantee)

Earn gift cards/discounts by submitting a review: [www.novusbio.com/reviews/submit/NBP1-92377](http://www.novusbio.com/reviews/submit/NBP1-92377)

Earn gift cards/discounts by submitting a publication using this product:  
[www.novusbio.com/publications](http://www.novusbio.com/publications)

