

# Product Datasheet

## PCTAIRE1 Antibody - BSA Free NBP1-92248

Unit Size: 0.1 ml

Store at 4C short term. Aliquot and store at -20C long term. Avoid freeze-thaw cycles.

[www.novusbio.com](http://www.novusbio.com)



[technical@novusbio.com](mailto:technical@novusbio.com)

### Publications: 4

Protocols, Publications, Related Products, Reviews, Research Tools and Images at:  
[www.novusbio.com/NBP1-92248](http://www.novusbio.com/NBP1-92248)

Updated 3/4/2026 v.20.1

Earn rewards for product  
reviews and publications.

Submit a publication at [www.novusbio.com/publications](http://www.novusbio.com/publications)

Submit a review at [www.novusbio.com/reviews/destination/NBP1-92248](http://www.novusbio.com/reviews/destination/NBP1-92248)



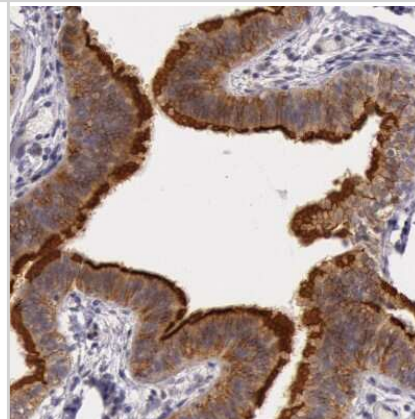
**NBP1-92248**

PCTAIRE1 Antibody - BSA Free

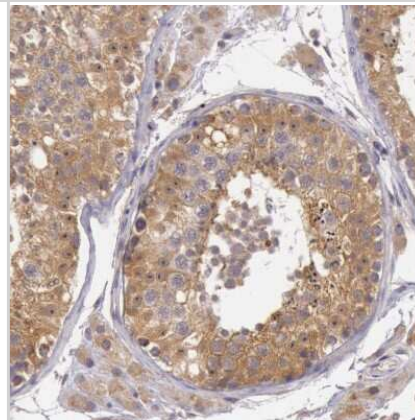
Product Information	
<b>Unit Size</b>	0.1 ml
<b>Concentration</b>	Concentrations vary lot to lot. See vial label for concentration. If unlisted please contact technical services.
<b>Storage</b>	Store at 4C short term. Aliquot and store at -20C long term. Avoid freeze-thaw cycles.
<b>Clonality</b>	Polyclonal
<b>Preservative</b>	0.02% Sodium Azide
<b>Isotype</b>	IgG
<b>Purity</b>	Affinity purified
<b>Buffer</b>	PBS (pH 7.2) and 40% Glycerol
Product Description	
<b>Host</b>	Rabbit
<b>Gene ID</b>	5127
<b>Gene Symbol</b>	CDK16
<b>Species</b>	Human
<b>Reactivity Notes</b>	Human reactivity reported in scientific literature (PMID: 25205104).
<b>Immunogen</b>	This antibody was developed against Recombinant Protein corresponding to amino acids: MDRMKKIKRQLSMTLRGGRGIDKTNGAPEQIGLDESGGGGGSDPGEAPTRAA PGELRSARGPLSSAPEIVHEDLKMGS DGESDQASATSSDEVQSPVVRMRNH PPRKISTEDINKRLSLPAD
Product Application Details	
<b>Applications</b>	Western Blot, Immunohistochemistry-Paraffin, Immunocytochemistry/ Immunofluorescence, Immunohistochemistry
<b>Recommended Dilutions</b>	Western Blot 0.04-0.4 ug/ml, Immunohistochemistry 1:200 - 1:500, Immunocytochemistry/ Immunofluorescence 0.25-2 ug/ml, Immunohistochemistry-Paraffin 1:200 - 1:500
<b>Application Notes</b>	For IHC-Paraffin, HIER pH 6 retrieval is recommended. ICC/IF reactivity reported in (PMID: 25205104), WB reactivity reported in (PMID: 25593992).

## Images

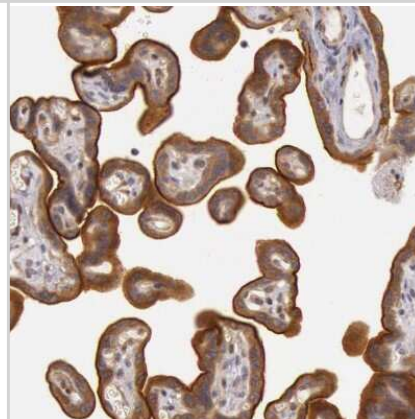
Immunohistochemistry-Paraffin: PCTAIRE1 Antibody [NBP1-92248] - Staining of human fallopian tube shows moderate to strong cytoplasmic positivity in glandular cells.



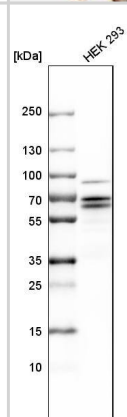
Immunohistochemistry-Paraffin: PCTAIRE1 Antibody [NBP1-92248] - Staining of human testis shows moderate to strong cytoplasmic positivity in cells in seminiferous ducts.



Immunohistochemistry-Paraffin: PCTAIRE1 Antibody [NBP1-92248] - Staining of human placenta shows moderate to strong cytoplasmic positivity in trophoblastic cells.



Analysis in human cell line HEK 293.



## Publications

Gillani SQ, Reshi I, Nabi N et al. PCTAIRE1 promotes mitotic progression and resistance against antimetabolic and apoptotic signals *Journal of cell science* 2022-01-19 [PMID: 35044463] (WB, Human)

Yanagi T, Shi R, Aza-Blanc P, Reed JC, Matsuzawa SI. PCTAIRE1-Knockdown Sensitizes Cancer Cells to TNF Family Cytokines. *PLoS One* 2015-01-01 [PMID: 25790448] (WB, Human)

Yanagi T, Reed JC, Matsuzawa SI. PCTAIRE1 regulates p27 stability, apoptosis and tumor growth in malignant melanoma. *Oncoscience* 2014-01-01 [PMID: 25593992] (WB, Human)

Yanagi T, Krajewska M, Matsuzawa SI et al. PCTAIRE1 phosphorylates p27 and regulates mitosis in cancer cells. *Cancer Res* 2014-10-15 [PMID: 25205104] (ICC/IF, IF/IHC, Human)





### **Novus Biologicals USA**

10730 E. Briarwood Avenue  
Centennial, CO 80112  
USA  
Phone: 303.730.1950  
Toll Free: 1.888.506.6887  
Fax: 303.730.1966  
nb-customerservice@bio-techne.com

### **Bio-Techne Canada**

21 Canmotor Ave  
Toronto, ON M8Z 4E6  
Canada  
Phone: 905.827.6400  
Toll Free: 855.668.8722  
Fax: 905.827.6402  
canada.inquires@bio-techne.com

### **Bio-Techne Ltd**

19 Barton Lane  
Abingdon Science Park  
Abingdon, OX14 3NB, United Kingdom  
Phone: (44) (0) 1235 529449  
Free Phone: 0800 37 34 15  
Fax: (44) (0) 1235 533420  
info.EMEA@bio-techne.com

### **General Contact Information**

www.novusbio.com  
Technical Support: nb-technical@bio-techne.com  
Orders: nb-customerservice@bio-techne.com  
General: novus@novusbio.com

### **Products Related to NBP1-92248**

---

NBP1-92248PEP	PCTAIRE1 Recombinant Protein Antigen
HAF008	Goat anti-Rabbit IgG Secondary Antibody [HRP]
NB7160	Goat anti-Rabbit IgG (H+L) Secondary Antibody [HRP]
NBP2-24891	Rabbit IgG Isotype Control

---

### **Limitations**

This product is for research use only and is not approved for use in humans or in clinical diagnosis. Primary Antibodies are guaranteed for 1 year from date of receipt.

For more information on our 100% guarantee, please visit [www.novusbio.com/guarantee](http://www.novusbio.com/guarantee)

Earn gift cards/discounts by submitting a review: [www.novusbio.com/reviews/submit/NBP1-92248](http://www.novusbio.com/reviews/submit/NBP1-92248)

Earn gift cards/discounts by submitting a publication using this product:  
[www.novusbio.com/publications](http://www.novusbio.com/publications)

