

# Product Datasheet

## p114RhoGEF Antibody - BSA Free NBP1-92238

Unit Size: 0.1 ml

Store at 4C short term. Aliquot and store at -20C long term. Avoid freeze-thaw cycles.

[www.novusbio.com](http://www.novusbio.com)



[technical@novusbio.com](mailto:technical@novusbio.com)

### Publications: 1

Protocols, Publications, Related Products, Reviews, Research Tools and Images at:  
[www.novusbio.com/NBP1-92238](http://www.novusbio.com/NBP1-92238)

Updated 12/2/2025 v.20.1

Earn rewards for product  
reviews and publications.

Submit a publication at [www.novusbio.com/publications](http://www.novusbio.com/publications)

Submit a review at [www.novusbio.com/reviews/destination/NBP1-92238](http://www.novusbio.com/reviews/destination/NBP1-92238)



**NBP1-92238**

p114RhoGEF Antibody - BSA Free

Product Information	
Unit Size	0.1 ml
Concentration	Concentrations vary lot to lot. See vial label for concentration. If unlisted please contact technical services.
Storage	Store at 4C short term. Aliquot and store at -20C long term. Avoid freeze-thaw cycles.
Clonality	Polyclonal
Preservative	0.02% Sodium Azide
Isotype	IgG
Purity	Affinity purified
Buffer	PBS (pH 7.2) and 40% Glycerol

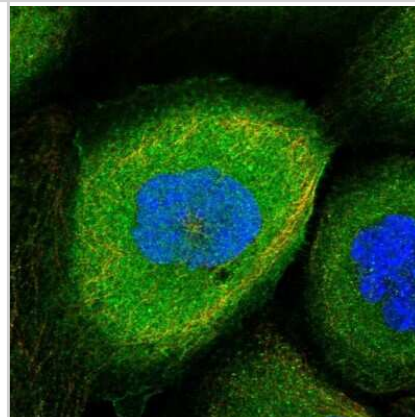
Product Description	
Description	Novus Biologicals Rabbit p114RhoGEF Antibody - BSA Free (NBP1-92238) is a polyclonal antibody validated for use in IHC and ICC/IF. Anti-p114RhoGEF Antibody: Cited in 1 publication. All Novus Biologicals antibodies are covered by our 100% guarantee.
Host	Rabbit
Gene ID	23370
Gene Symbol	ARHGEF18
Species	Human
Reactivity Notes	Reactivity reported in scientific literature (PMID: 25646088)
Immunogen	This antibody was developed against Recombinant Protein corresponding to amino acids: RYPHFLLSTNSVLASVTASLKEHPRGTLTLLSDGSPALSRNVGMTVSQKGGPQPT PSPAGPGTQLGPITGEMDEADSAFLKFKQTADDLSLSTSPNTESI

Product Application Details	
Applications	Immunohistochemistry-Paraffin, Immunocytochemistry/ Immunofluorescence, Immunohistochemistry
Recommended Dilutions	Immunohistochemistry 1:200 - 1:500, Immunocytochemistry/ Immunofluorescence 0.25-2 ug/ml, Immunohistochemistry-Paraffin 1:200 - 1:500
Application Notes	For IHC-Paraffin, HIER pH 6 retrieval is recommended. Immunocytochemistry/Immunofluorescence Fixation Permeabilization: Use PFA/Triton X-100.

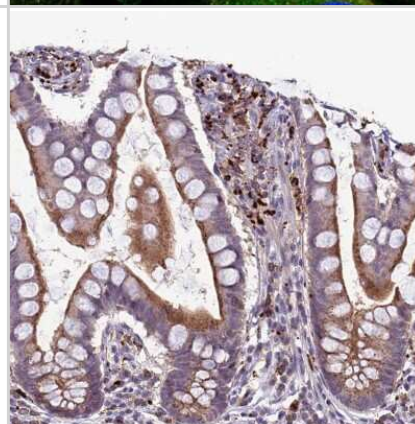


## Images

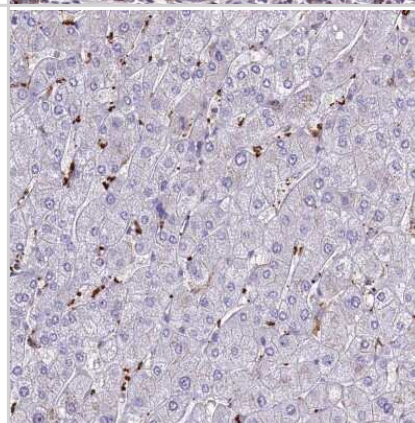
Immunocytochemistry/Immunofluorescence: p114RhoGEF Antibody [NBP1-92238] - Staining of human cell line A-431 shows localization to plasma membrane & cytosol. Antibody staining is shown in green.



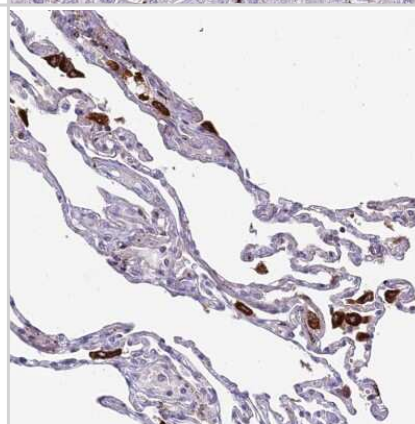
Immunohistochemistry-Paraffin: p114RhoGEF Antibody [NBP1-92238] - Staining of human small intestine shows strong cytoplasmic positivity in lymphoid cells.



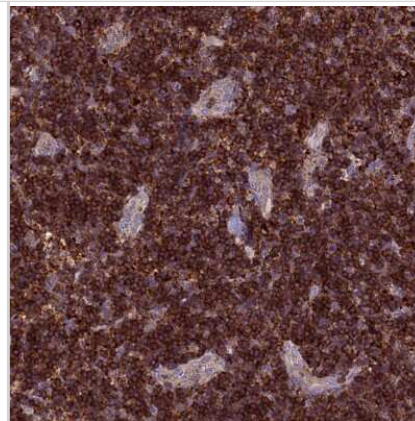
Immunohistochemistry-Paraffin: p114RhoGEF Antibody [NBP1-92238] - Staining of human liver shows moderate cytoplasmic positivity in Kupffer cells.



Immunohistochemistry-Paraffin: p114RhoGEF Antibody [NBP1-92238] - Staining of human lung shows strong cytoplasmic positivity in macrophages.



Immunohistochemistry-Paraffin: p114RhoGEF Antibody [NBP1-92238] - Staining of human lymph node shows strong cytoplasmic positivity in lymphoid cells.



## Publications

Artym VV, Swatkoski S, Matsumoto K et al. Dense fibrillar collagen is a potent inducer of invadopodia via a specific signaling network. *J Cell Biol* 2015-02-02 [PMID: 25646088]



### **Novus Biologicals USA**

10730 E. Briarwood Avenue  
Centennial, CO 80112  
USA  
Phone: 303.730.1950  
Toll Free: 1.888.506.6887  
Fax: 303.730.1966  
nb-customerservice@bio-techne.com

### **Bio-Techne Canada**

21 Canmotor Ave  
Toronto, ON M8Z 4E6  
Canada  
Phone: 905.827.6400  
Toll Free: 855.668.8722  
Fax: 905.827.6402  
canada.inquires@bio-techne.com

### **Bio-Techne Ltd**

19 Barton Lane  
Abingdon Science Park  
Abingdon, OX14 3NB, United Kingdom  
Phone: (44) (0) 1235 529449  
Free Phone: 0800 37 34 15  
Fax: (44) (0) 1235 533420  
info.EMEA@bio-techne.com

### **General Contact Information**

www.novusbio.com  
Technical Support: nb-technical@bio-techne.com  
Orders: nb-customerservice@bio-techne.com  
General: novus@novusbio.com

### **Products Related to NBP1-92238**

---

NBP1-92238PEP	p114RhoGEF Recombinant Protein Antigen
HAF008	Goat anti-Rabbit IgG Secondary Antibody [HRP]
NB7160	Goat anti-Rabbit IgG (H+L) Secondary Antibody [HRP]
NBP2-24891	Rabbit IgG Isotype Control

---

### **Limitations**

This product is for research use only and is not approved for use in humans or in clinical diagnosis. Primary Antibodies are guaranteed for 1 year from date of receipt.

For more information on our 100% guarantee, please visit [www.novusbio.com/guarantee](http://www.novusbio.com/guarantee)

Earn gift cards/discounts by submitting a review: [www.novusbio.com/reviews/submit/NBP1-92238](http://www.novusbio.com/reviews/submit/NBP1-92238)

Earn gift cards/discounts by submitting a publication using this product:  
[www.novusbio.com/publications](http://www.novusbio.com/publications)

