

Product Datasheet

NR4A3/NOR1 Antibody - BSA Free NBP1-92198

Unit Size: 0.1 ml

Store at 4C short term. Aliquot and store at -20C long term. Avoid freeze-thaw cycles.

www.novusbio.com



technical@novusbio.com

Protocols, Publications, Related Products, Reviews, Research Tools and Images at:
www.novusbio.com/NBP1-92198

Updated 12/2/2025 v.20.1

Earn rewards for product
reviews and publications.

Submit a publication at www.novusbio.com/publications

Submit a review at www.novusbio.com/reviews/destination/NBP1-92198



NBP1-92198

NR4A3/NOR1 Antibody - BSA Free

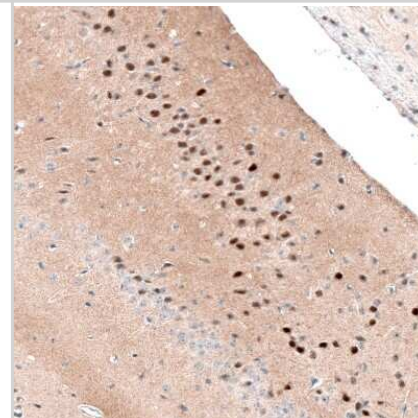
Product Information	
Unit Size	0.1 ml
Concentration	Concentrations vary lot to lot. See vial label for concentration. If unlisted please contact technical services.
Storage	Store at 4C short term. Aliquot and store at -20C long term. Avoid freeze-thaw cycles.
Clonality	Polyclonal
Preservative	0.02% Sodium Azide
Isotype	IgG
Purity	Affinity purified
Buffer	PBS (pH 7.2) and 40% Glycerol

Product Description	
Description	Novus Biologicals Rabbit NR4A3/NOR1 Antibody - BSA Free (NBP1-92198) is a polyclonal antibody validated for use in IHC. All Novus Biologicals antibodies are covered by our 100% guarantee.
Host	Rabbit
Gene ID	8013
Gene Symbol	NR4A3
Species	Human, Mouse
Immunogen	This antibody was developed against Recombinant Protein corresponding to amino acids: KPKSPLQQEPSQPSPSPPICMMNALVRLTDSTPRDLDSRYCPTDQAAAGT DAEHVQQFYNLLTASIDVSRSWAEKI

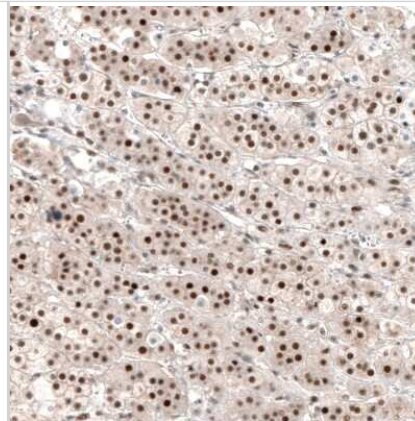
Product Application Details	
Applications	Immunohistochemistry-Paraffin, Immunohistochemistry
Recommended Dilutions	Immunohistochemistry 1:200 - 1:500, Immunohistochemistry-Paraffin 1:200 - 1:500
Application Notes	For IHC-Paraffin, HIER pH 6 retrieval is recommended.

Images

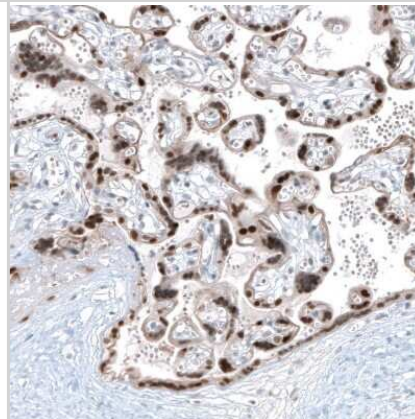
Immunohistochemistry-Paraffin: NR4A3/NOR1 Antibody [NBP1-92198] - Staining of mouse hippocampus shows strong nuclear positivity in neurons in ventral CA3 area.



Immunohistochemistry-Paraffin: NR4A3/NOR1 Antibody [NBP1-92198] - Staining of human adrenal gland shows strong nuclear positivity in glandular cells in adrenal cortex.



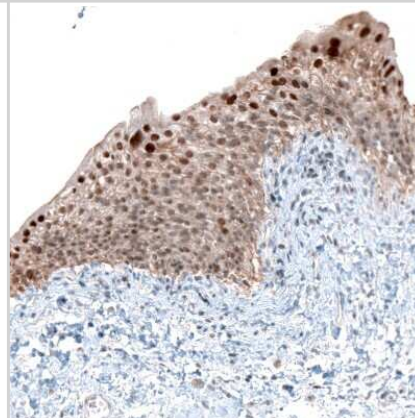
Immunohistochemistry-Paraffin: NR4A3/NOR1 Antibody [NBP1-92198] - Staining of human placenta shows strong nuclear positivity in trophoblastic cells.



Immunohistochemistry-Paraffin: NR4A3/NOR1 Antibody [NBP1-92198] - Staining of human skeletal muscle shows very weak to weak nuclear positivity in myocytes.



Immunohistochemistry-Paraffin: NR4A3/NOR1 Antibody [NBP1-92198] - Staining of human urinary bladder shows moderate to strong nuclear positivity in urothelial cells.





Novus Biologicals USA

10730 E. Briarwood Avenue
Centennial, CO 80112
USA
Phone: 303.730.1950
Toll Free: 1.888.506.6887
Fax: 303.730.1966
nb-customerservice@bio-techne.com

Bio-Techne Canada

21 Canmotor Ave
Toronto, ON M8Z 4E6
Canada
Phone: 905.827.6400
Toll Free: 855.668.8722
Fax: 905.827.6402
canada.inquires@bio-techne.com

Bio-Techne Ltd

19 Barton Lane
Abingdon Science Park
Abingdon, OX14 3NB, United Kingdom
Phone: (44) (0) 1235 529449
Free Phone: 0800 37 34 15
Fax: (44) (0) 1235 533420
info.EMEA@bio-techne.com

General Contact Information

www.novusbio.com
Technical Support: nb-technical@bio-techne.com
Orders: nb-customerservice@bio-techne.com
General: novus@novusbio.com

Products Related to NBP1-92198

NBP1-92198PEP	NR4A3/NOR1 Recombinant Protein Antigen
HAF008	Goat anti-Rabbit IgG Secondary Antibody [HRP]
NB7160	Goat anti-Rabbit IgG (H+L) Secondary Antibody [HRP]
NBP2-24891	Rabbit IgG Isotype Control

Limitations

This product is for research use only and is not approved for use in humans or in clinical diagnosis. Primary Antibodies are guaranteed for 1 year from date of receipt.

For more information on our 100% guarantee, please visit www.novusbio.com/guarantee

Earn gift cards/discounts by submitting a review: www.novusbio.com/reviews/submit/NBP1-92198

Earn gift cards/discounts by submitting a publication using this product:
www.novusbio.com/publications

