

Product Datasheet

Macro H2A.2 Antibody - BSA Free NBP1-92094

Unit Size: 0.1 ml

Store at 4C short term. Aliquot and store at -20C long term. Avoid freeze-thaw cycles.

www.novusbio.com



technical@novusbio.com

Publications: 1

Protocols, Publications, Related Products, Reviews, Research Tools and Images at:
www.novusbio.com/NBP1-92094

Updated 12/2/2025 v.20.1

Earn rewards for product
reviews and publications.

Submit a publication at www.novusbio.com/publications

Submit a review at www.novusbio.com/reviews/destination/NBP1-92094



NBP1-92094

Macro H2A.2 Antibody - BSA Free

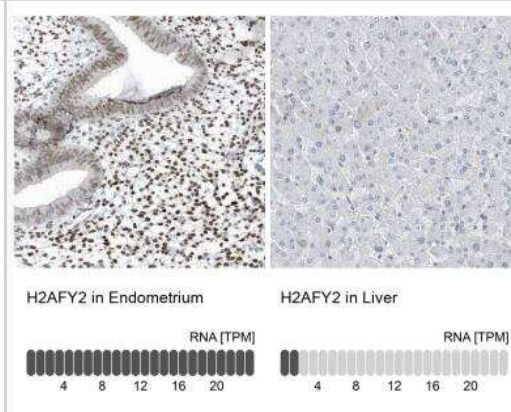
Product Information	
Unit Size	0.1 ml
Concentration	Concentrations vary lot to lot. See vial label for concentration. If unlisted please contact technical services.
Storage	Store at 4C short term. Aliquot and store at -20C long term. Avoid freeze-thaw cycles.
Clonality	Polyclonal
Preservative	0.02% Sodium Azide
Isotype	IgG
Purity	Affinity purified
Buffer	PBS (pH 7.2) and 40% Glycerol

Product Description	
Description	Novus Biologicals Rabbit Macro H2A.2 Antibody - BSA Free (NBP1-92094) is a polyclonal antibody validated for use in IHC and ICC/IF. Anti-Macro H2A.2 Antibody: Cited in 1 publication. All Novus Biologicals antibodies are covered by our 100% guarantee.
Host	Rabbit
Gene ID	55506
Gene Symbol	MACROH2A2
Species	Human
Immunogen	This antibody was developed against Recombinant Protein corresponding to amino acids: ILSSKSLVLGQKLSLTQSDISHIGSMRVEGIVHPTTAEIDLKEDIGKALEKAGGKE FLETVKELRKSQGPL

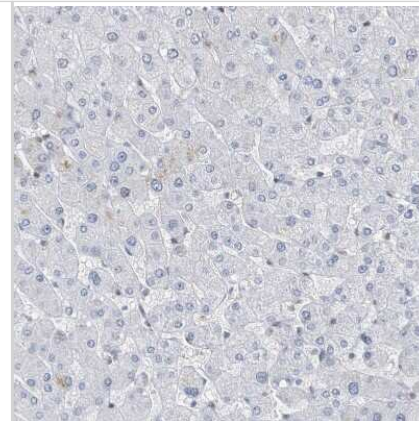
Product Application Details	
Applications	Immunohistochemistry-Paraffin, Immunocytochemistry/ Immunofluorescence, Immunohistochemistry
Recommended Dilutions	Immunohistochemistry 1:500 - 1:1000, Immunocytochemistry/ Immunofluorescence 0.25-2 ug/ml, Immunohistochemistry-Paraffin 1:500 - 1:1000
Application Notes	For IHC-Paraffin, HIER pH 6 retrieval method is recommended. ICC/IF Fixation Permeabilization: Use PFA/Triton X-100.

Images

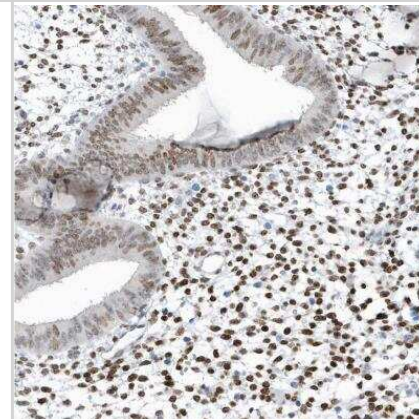
Immunohistochemistry-Paraffin: Macro H2A.2 Antibody [NBP1-92094] - Analysis in human endometrium and liver tissues. Corresponding H2AFY2 RNA-seq data are presented for the same tissues.



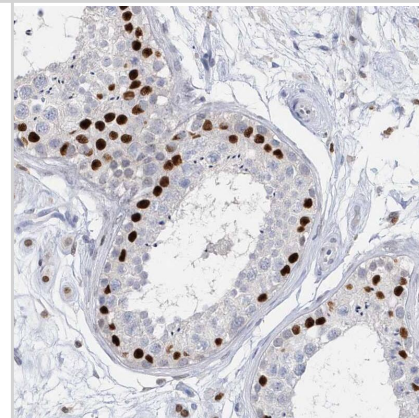
Immunohistochemistry-Paraffin: Macro H2A.2 Antibody [NBP1-92094] - Staining of human liver shows no positivity in hepatocytes as expected.



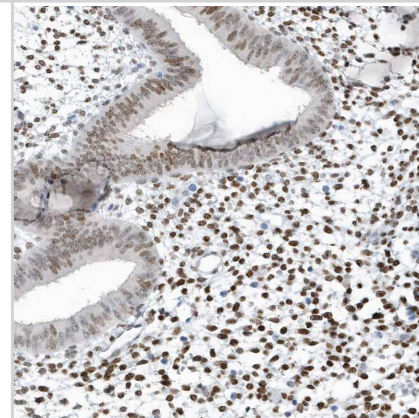
Immunohistochemistry-Paraffin: Macro H2A.2 Antibody [NBP1-92094] - Staining of human endometrium shows moderate to strong nuclear positivity in stromal cells.



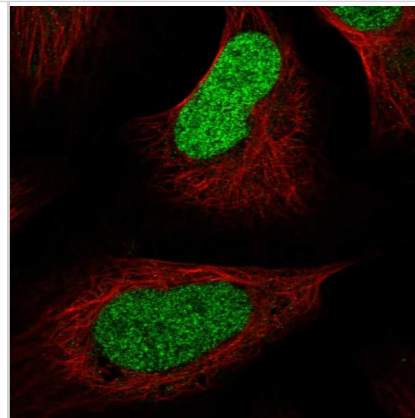
Staining of human testis shows strong nuclear positivity in cells in seminiferous ducts.



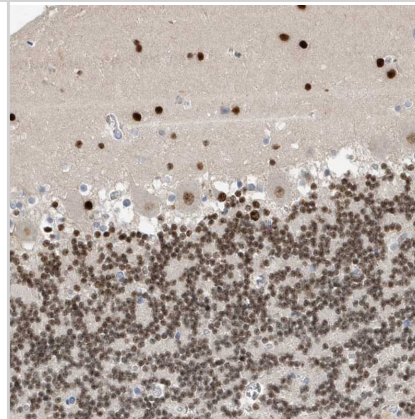
Staining of human endometrium shows moderate to strong nuclear positivity in stromal cells.



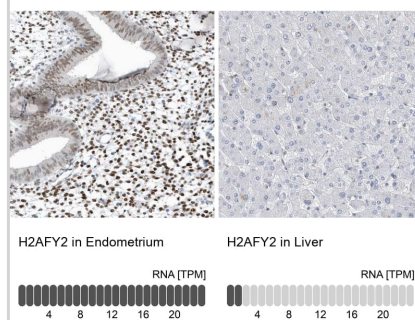
Staining of human cell line U-2 OS shows localization to nucleoplasm.



Staining of human cerebellum shows moderate to strong nuclear positivity in both molecular and granular layer.



Analysis in human endometrium and liver tissues using NBP1-92094 antibody. Corresponding H2AFY2 RNA-seq data are presented for the same tissues.



Publications

Nikolic A, Maule F, Bobyn A et al. macroH2A2 antagonizes epigenetic programs of stemness in glioblastoma Nature communications 2023-05-27 [PMID: 37244935] (IHC-P, Human)



Novus Biologicals USA

10730 E. Briarwood Avenue
Centennial, CO 80112
USA
Phone: 303.730.1950
Toll Free: 1.888.506.6887
Fax: 303.730.1966
nb-customerservice@bio-techne.com

Bio-Techne Canada

21 Canmotor Ave
Toronto, ON M8Z 4E6
Canada
Phone: 905.827.6400
Toll Free: 855.668.8722
Fax: 905.827.6402
canada.inquires@bio-techne.com

Bio-Techne Ltd

19 Barton Lane
Abingdon Science Park
Abingdon, OX14 3NB, United Kingdom
Phone: (44) (0) 1235 529449
Free Phone: 0800 37 34 15
Fax: (44) (0) 1235 533420
info.EMEA@bio-techne.com

General Contact Information

www.novusbio.com
Technical Support: nb-technical@bio-techne.com
Orders: nb-customerservice@bio-techne.com
General: novus@novusbio.com

Products Related to NBP1-92094

NBP1-92094PEP	Macro H2A.2 Recombinant Protein Antigen
HAF008	Goat anti-Rabbit IgG Secondary Antibody [HRP]
NB7160	Goat anti-Rabbit IgG (H+L) Secondary Antibody [HRP]
NBP2-24891	Rabbit IgG Isotype Control

Limitations

This product is for research use only and is not approved for use in humans or in clinical diagnosis. Primary Antibodies are guaranteed for 1 year from date of receipt.

For more information on our 100% guarantee, please visit www.novusbio.com/guarantee

Earn gift cards/discounts by submitting a review: www.novusbio.com/reviews/submit/NBP1-92094

Earn gift cards/discounts by submitting a publication using this product:
www.novusbio.com/publications

