

Product Datasheet

Heparan Sulfate 2-O-Sulfotransferase 1/HS2ST1 Antibody - BSA Free NBP1-91982

Unit Size: 0.1 ml

Store at 4C short term. Aliquot and store at -20C long term. Avoid freeze-thaw cycles.

www.novusbio.com



technical@novusbio.com

Protocols, Publications, Related Products, Reviews, Research Tools and Images at:
www.novusbio.com/NBP1-91982

Updated 12/2/2025 v.20.1

Earn rewards for product
reviews and publications.

Submit a publication at www.novusbio.com/publications

Submit a review at www.novusbio.com/reviews/destination/NBP1-91982



NBP1-91982**Heparan Sulfate 2-O-Sulfotransferase 1/HS2ST1 Antibody - BSA Free**

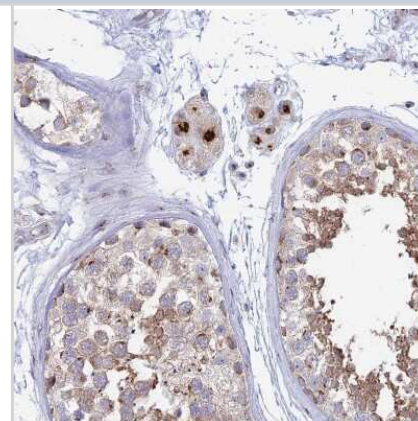
Product Information	
Unit Size	0.1 ml
Concentration	Concentrations vary lot to lot. See vial label for concentration. If unlisted please contact technical services.
Storage	Store at 4C short term. Aliquot and store at -20C long term. Avoid freeze-thaw cycles.
Clonality	Polyclonal
Preservative	0.02% Sodium Azide
Isotype	IgG
Purity	Affinity purified
Buffer	PBS (pH 7.2) and 40% Glycerol

Product Description	
Description	Novus Biologicals Rabbit Heparan Sulfate 2-O-Sulfotransferase 1/HS2ST1 Antibody - BSA Free (NBP1-91982) is a polyclonal antibody validated for use in IHC. All Novus Biologicals antibodies are covered by our 100% guarantee.
Host	Rabbit
Gene ID	9653
Gene Symbol	HS2ST1
Species	Human
Immunogen	This antibody was developed against Recombinant Protein corresponding to amino acids: NQIQKLEESRSKLERAIARHEVREIEQRHTMDGPRQDATLDEEEDMVIYNRVP KTASTSFTNIAIDLCAKNKYHVLH

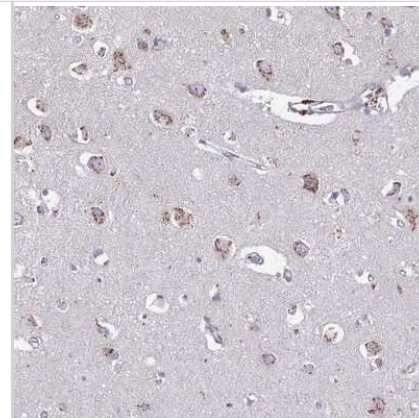
Product Application Details	
Applications	Immunohistochemistry-Paraffin, Immunohistochemistry
Recommended Dilutions	Immunohistochemistry 1:200 - 1:500, Immunohistochemistry-Paraffin 1:200 - 1:500
Application Notes	For IHC-Paraffin, HIER pH 6 retrieval is recommended.

Images

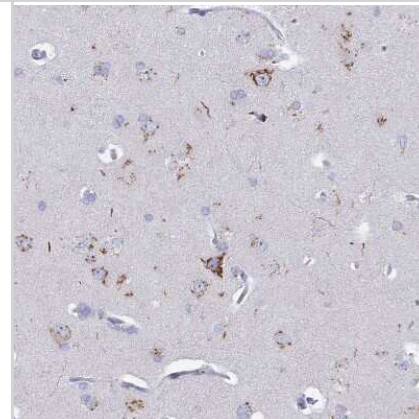
Immunohistochemistry-Paraffin: Heparan Sulfate 2-O-Sulfotransferase 1/HS2ST1 Antibody [NBP1-91982] - Staining of human testis shows strong granular cytoplasmic positivity in Leydig cells.



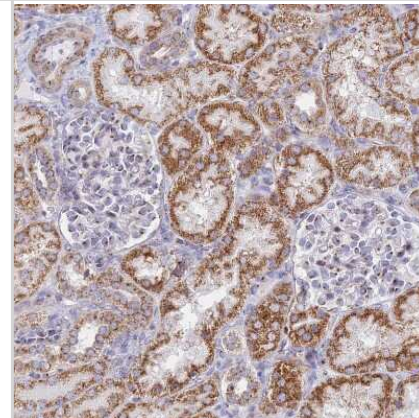
Immunohistochemistry-Paraffin: Heparan Sulfate 2-O-Sulfotransferase 1/HS2ST1 Antibody [NBP1-91982] - Staining of human cerebral cortex shows granular cytoplasmic positivity in neuronal cells.



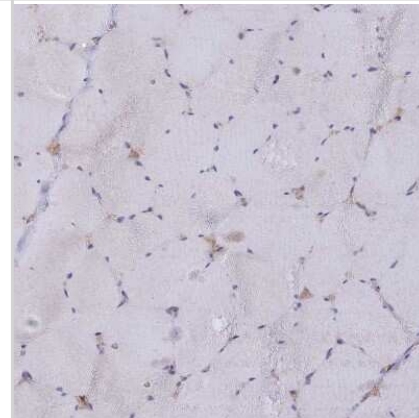
Immunohistochemistry-Paraffin: Heparan Sulfate 2-O-Sulfotransferase 1/HS2ST1 Antibody [NBP1-91982] - Staining of human cerebral cortex shows moderate granular cytoplasmic positivity in neurons.



Immunohistochemistry-Paraffin: Heparan Sulfate 2-O-Sulfotransferase 1/HS2ST1 Antibody [NBP1-91982] - Staining of human kidney shows moderate granular cytoplasmic positivity in cells in tubules.



Immunohistochemistry-Paraffin: Heparan Sulfate 2-O-Sulfotransferase 1/HS2ST1 Antibody [NBP1-91982] - Staining of human skeletal muscle shows no positivity in myocytes as expected.





Novus Biologicals USA

10730 E. Briarwood Avenue
Centennial, CO 80112
USA
Phone: 303.730.1950
Toll Free: 1.888.506.6887
Fax: 303.730.1966
nb-customerservice@bio-techne.com

Bio-Techne Canada

21 Canmotor Ave
Toronto, ON M8Z 4E6
Canada
Phone: 905.827.6400
Toll Free: 855.668.8722
Fax: 905.827.6402
canada.inquires@bio-techne.com

Bio-Techne Ltd

19 Barton Lane
Abingdon Science Park
Abingdon, OX14 3NB, United Kingdom
Phone: (44) (0) 1235 529449
Free Phone: 0800 37 34 15
Fax: (44) (0) 1235 533420
info.EMEA@bio-techne.com

General Contact Information

www.novusbio.com
Technical Support: nb-technical@bio-techne.com
Orders: nb-customerservice@bio-techne.com
General: novus@novusbio.com

Products Related to NBP1-91982

NBP1-91982PEP	Heparan Sulfate 2-O-Sulfotransferase 1/HS2ST1 Recombinant Protein Antigen
HAF008	Goat anti-Rabbit IgG Secondary Antibody [HRP]
NB7160	Goat anti-Rabbit IgG (H+L) Secondary Antibody [HRP]
NBP2-24891	Rabbit IgG Isotype Control

Limitations

This product is for research use only and is not approved for use in humans or in clinical diagnosis. Primary Antibodies are guaranteed for 1 year from date of receipt.

For more information on our 100% guarantee, please visit www.novusbio.com/guarantee

Earn gift cards/discounts by submitting a review: www.novusbio.com/reviews/submit/NBP1-91982

Earn gift cards/discounts by submitting a publication using this product:
www.novusbio.com/publications

