Product Datasheet

MGME1 Antibody - BSA Free
NBP1-91726

Unit Size: 0.1 ml

Store at 4C short term. Aliquot and store at -20C long term. Avoid freeze-thaw cycles.

www.novusbio.com technical@novusbio.com

Publications: 3

Protocols, Publications, Related Products, Reviews, Research Tools and Images at:
www.novusbio.com/NBP1-91726

Updated 12/2/2025 v.20.1

Earn rewards for product reviews and publications.
Submit a publication at www.novusbio.com/publications
Submit a review at www.novusbio.com/reviews/destination/NBP1-91726

NBP1-91726

MGME1 Antibody - BSA Free

Product Information	
Unit Size	0.1 ml
Concentration	Concentrations vary lot to lot. See vial label for concentration. If unlisted please contact technical services.
Storage	Store at 4C short term. Aliquot and store at -20C long term. Avoid freeze-thaw cycles.
Clonality	Polyclonal
Preservative	0.02% Sodium Azide
Isotype	IgG
Purity	Affinity purified
Buffer	PBS (pH 7.2) and 40% Glycerol

Product Description	
Description	Novus Biologicals Rabbit MGME1 Antibody - BSA Free (NBP1-91726) is a polyclonal antibody validated for use in IHC, WB and ICC/IF. Anti-MGME1 Antibody: Cited in 3 publications. All Novus Biologicals antibodies are covered by our 100% guarantee.
Host	Rabbit
Gene ID	92667
Gene Symbol	MGME1
Species	Human
Reactivity Notes	Reactivity reported in scientific literature (PMID: 23313956)
Immunogen	This antibody was developed against Recombinant Protein corresponding to amino acids: NLVQSVLSSRGVAQTPGSVEEDALLCGPVSKHKLPNQGEDRRVPQNWFPIFN PERSDKPNASDPSVPLKIPLQRNVIPSVTRVL

Product Application Details	
Applications	Western Blot, Immunohistochemistry-Paraffin, Immunocytochemistry/ Immunofluorescence, Immunohistochemistry
Recommended Dilutions	Western Blot 0.04-0.4 ug/ml, Immunohistochemistry 1:50 - 1:200, Immunocytochemistry/ Immunofluorescence 0.25-2 ug/ml, Immunohistochemistry-Paraffin 1:50 - 1:200
Application Notes	For IHC-Paraffin, HIER pH 6 retrieval is recommended. ICC/IF, Fixation Permeabilization: Use PFA/Triton X-100.

Images

Western Blot: C20orf72 Antibody [NBP1-91726] - Analysis in human cell line HepG2.	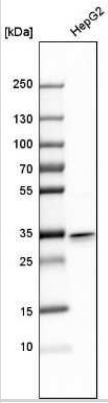
Immunocytochemistry/Immunofluorescence: C20orf72 Antibody [NBP1-91726] - Staining of human cell line U-2 OS shows positivity in mitochondria.	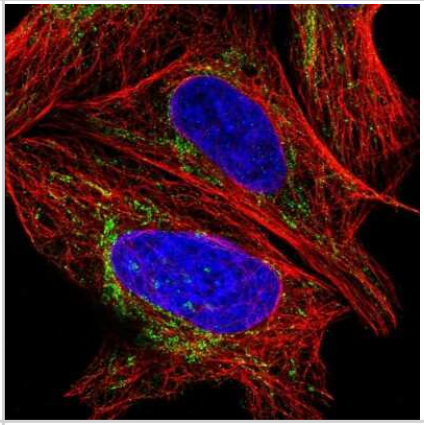
Immunohistochemistry-Paraffin: C20orf72 Antibody [NBP1-91726] - Staining of human colon shows strong cytoplasmic positivity in glandular cells.	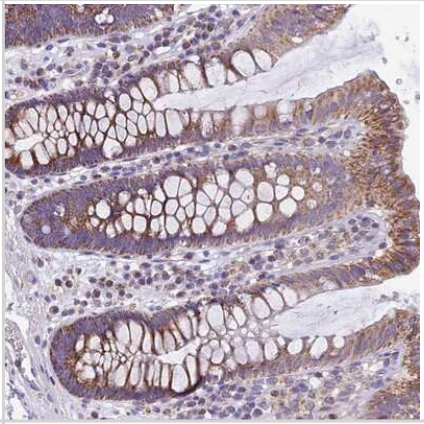
Analysis in human cell line HepG2.	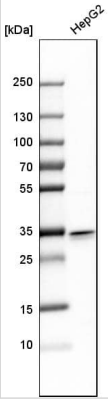

Publications

Nicholls TJ, Zsurka G, Peeva V et al. Linear mtDNA fragments and unusual mtDNA rearrangements associated with pathological deficiency of MGME1 exonuclease. Hum Mol Genet 2014-12-01 [PMID: 24986917] (WB, Human)

Szczesny RJ, Hejnowicz MS, Steczkiewicz K et al. Identification of a novel human mitochondrial endo-/exonuclease Ddk1/c20orf72 necessary for maintenance of proper 7S DNA levels. Nucleic Acids Res 2013-03-01 [PMID: 23358826]

Kornblum C, Nicholls TJ, Haack TB et al. Loss-of-function mutations in MGME1 impair mtDNA replication and cause multi-systemic mitochondrial disease. Nat Genet 2013-02-01 [PMID: 23313956]

Novus Biologicals USA
10730 E. Briarwood Avenue
Centennial, CO 80112
USA
Phone: 303.730.1950
Toll Free: 1.888.506.6887
Fax: 303.730.1966
nb-customerservice@bio-techne.com

Bio-Techne Canada
21 Canmotor Ave
Toronto, ON M8Z 4E6
Canada
Phone: 905.827.6400
Toll Free: 855.668.8722
Fax: 905.827.6402
canada.inquires@bio-techne.com

Bio-Techne Ltd
19 Barton Lane
Abingdon Science Park
Abingdon, OX14 3NB, United Kingdom
Phone: (44) (0) 1235 529449
Free Phone: 0800 37 34 15
Fax: (44) (0) 1235 533420
info.EMEA@bio-techne.com

General Contact Information
www.novusbio.com
Technical Support: nb-technical@bio-techne.com
Orders: nb-customerservice@bio-techne.com
General: novus@novusbio.com

Products Related to NBP1-91726

NBP1-91726PEP	MGME1 Recombinant Protein Antigen
NBP2-33376H	Blue Marker Antibody (6F4-F6) [HRP]
HAF008	Goat anti-Rabbit IgG Secondary Antibody [HRP]
NB7160	Goat anti-Rabbit IgG (H+L) Secondary Antibody [HRP]
NBP2-24891	Rabbit IgG Isotype Control

Limitations
This product is for research use only and is not approved for use in humans or in clinical diagnosis. Primary Antibodies are guaranteed for 1 year from date of receipt.

For more information on our 100% guarantee, please visit www.novusbio.com/guarantee

Earn gift cards/discounts by submitting a review: www.novusbio.com/reviews/submit/NBP1-91726

Earn gift cards/discounts by submitting a publication using this product: www.novusbio.com/publications