

# Product Datasheet

## Siglec-5/CD170 Antibody - BSA Free NBP1-91149

Unit Size: 0.1 ml

Store at 4C short term. Aliquot and store at -20C long term. Avoid freeze-thaw cycles.

[www.novusbio.com](http://www.novusbio.com)



[technical@novusbio.com](mailto:technical@novusbio.com)

### Publications: 1

Protocols, Publications, Related Products, Reviews, Research Tools and Images at:  
[www.novusbio.com/NBP1-91149](http://www.novusbio.com/NBP1-91149)

Updated 12/2/2025 v.20.1

Earn rewards for product  
reviews and publications.

Submit a publication at [www.novusbio.com/publications](http://www.novusbio.com/publications)

Submit a review at [www.novusbio.com/reviews/destination/NBP1-91149](http://www.novusbio.com/reviews/destination/NBP1-91149)



**NBP1-91149**

Siglec-5/CD170 Antibody - BSA Free

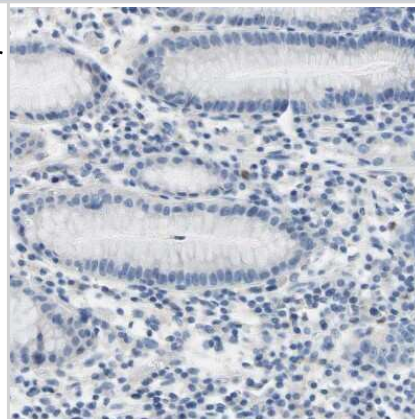
Product Information	
Unit Size	0.1 ml
Concentration	Concentrations vary lot to lot. See vial label for concentration. If unlisted please contact technical services.
Storage	Store at 4C short term. Aliquot and store at -20C long term. Avoid freeze-thaw cycles.
Clonality	Polyclonal
Preservative	0.02% Sodium Azide
Isotype	IgG
Purity	Affinity purified
Buffer	PBS (pH 7.2) and 40% Glycerol

Product Description	
Description	Novus Biologicals Rabbit Siglec-5/CD170 Antibody - BSA Free (NBP1-91149) is a polyclonal antibody validated for use in IHC. Anti-Siglec-5/CD170 Antibody: Cited in 1 publication. All Novus Biologicals antibodies are covered by our 100% guarantee.
Host	Rabbit
Gene ID	8778
Gene Symbol	SIGLEC5
Species	Human
Immunogen	This antibody was developed against Recombinant Protein corresponding to amino acids: KARRKQAAGRPEKMDDEDPIMGTTITSGSRKKPWPSAGDQASPPGDAPPLEE QKELHYASLSFSEMKSREPKDQEAPSTTEYSEIKTSK

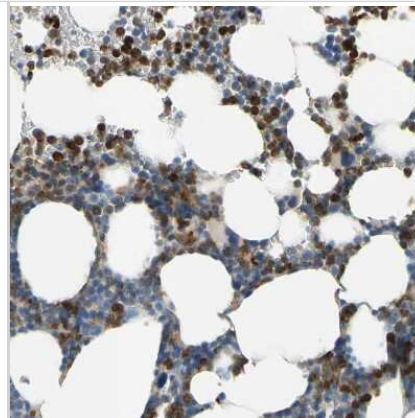
Product Application Details	
Applications	Immunohistochemistry-Paraffin, Immunohistochemistry
Recommended Dilutions	Immunohistochemistry 1:20 - 1:50, Immunohistochemistry-Paraffin 1:20 - 1:50
Application Notes	For IHC-Paraffin, HIER pH 6 retrieval is recommended.

**Images**

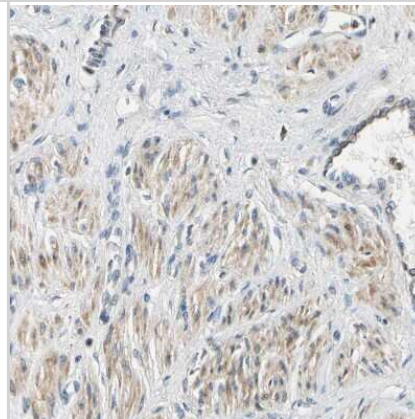
Immunohistochemistry-Paraffin: Siglec-5/CD170 Antibody [NBP1-91149]  
- Staining of human stomach shows no cytoplasmic positivity in glandular cells as expected.




Immunohistochemistry-Paraffin: Siglec-5/CD170 Antibody [NBP1-91149]  
- Staining of human bone marrow shows strong cytoplasm granular positivity in hematopoietic cells.



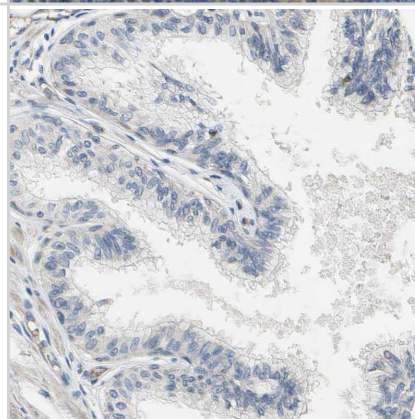
Immunohistochemistry-Paraffin: Siglec-5/CD170 Antibody [NBP1-91149]  
- Staining of human smooth muscle shows weak cytoplasmic positivity in smooth muscle cells.



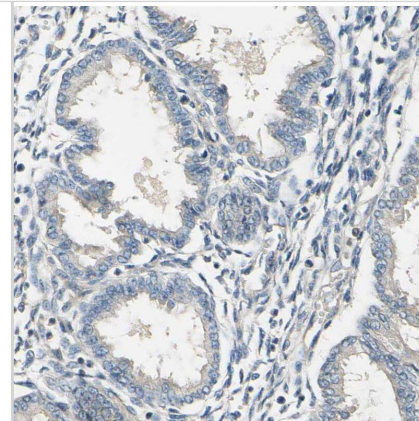
Immunohistochemistry-Paraffin: Siglec-5/CD170 Antibody [NBP1-91149]  
- Staining of human tonsil shows moderate cytoplasm granular positivity in non-germinal center cells.



Staining of human prostate shows no positivity in glandular cells.



Staining of human endometrium shows no positivity in glandular cells.



## Publications

Yexian Yuan, Ruoci Hu, Jooman Park, Shaolei Xiong, Zilai Wang, Yanyu Qian, Zuoxiao Shi, Ruifan Wu, Zhenbo Han, Sang-Ging Ong, Shuhao Lin, Krista A. Varady, Pingwen Xu, Daniel C. Berry, Gang Shu, Yuwei Jiang Macrophage-derived chemokine CCL22 establishes local LN-mediated adaptive thermogenesis and energy expenditure *Science Advances* 2024-06-28 [PMID: 38924414]



### **Novus Biologicals USA**

10730 E. Briarwood Avenue  
Centennial, CO 80112  
USA  
Phone: 303.730.1950  
Toll Free: 1.888.506.6887  
Fax: 303.730.1966  
nb-customerservice@bio-techne.com

### **Bio-Techne Canada**

21 Canmotor Ave  
Toronto, ON M8Z 4E6  
Canada  
Phone: 905.827.6400  
Toll Free: 855.668.8722  
Fax: 905.827.6402  
canada.inquires@bio-techne.com

### **Bio-Techne Ltd**

19 Barton Lane  
Abingdon Science Park  
Abingdon, OX14 3NB, United Kingdom  
Phone: (44) (0) 1235 529449  
Free Phone: 0800 37 34 15  
Fax: (44) (0) 1235 533420  
info.EMEA@bio-techne.com

### **General Contact Information**

www.novusbio.com  
Technical Support: nb-technical@bio-techne.com  
Orders: nb-customerservice@bio-techne.com  
General: novus@novusbio.com

### **Products Related to NBP1-91149**

---

NBP1-91149PEP	Siglec-5/CD170 Recombinant Protein Antigen
HAF008	Goat anti-Rabbit IgG Secondary Antibody [HRP]
NB7160	Goat anti-Rabbit IgG (H+L) Secondary Antibody [HRP]
NBP2-24891	Rabbit IgG Isotype Control

---

### **Limitations**

This product is for research use only and is not approved for use in humans or in clinical diagnosis. Primary Antibodies are guaranteed for 1 year from date of receipt.

For more information on our 100% guarantee, please visit [www.novusbio.com/guarantee](http://www.novusbio.com/guarantee)

Earn gift cards/discounts by submitting a review: [www.novusbio.com/reviews/submit/NBP1-91149](http://www.novusbio.com/reviews/submit/NBP1-91149)

Earn gift cards/discounts by submitting a publication using this product:  
[www.novusbio.com/publications](http://www.novusbio.com/publications)

