

# Product Datasheet

## SLFN12L Antibody - BSA Free NBP1-91060

Unit Size: 0.1 ml

Store at 4C short term. Aliquot and store at -20C long term. Avoid freeze-thaw cycles.

[www.novusbio.com](http://www.novusbio.com)



[technical@novusbio.com](mailto:technical@novusbio.com)

### Publications: 3

Protocols, Publications, Related Products, Reviews, Research Tools and Images at:  
[www.novusbio.com/NBP1-91060](http://www.novusbio.com/NBP1-91060)

Updated 12/2/2025 v.20.1

Earn rewards for product  
reviews and publications.

Submit a publication at [www.novusbio.com/publications](http://www.novusbio.com/publications)

Submit a review at [www.novusbio.com/reviews/destination/NBP1-91060](http://www.novusbio.com/reviews/destination/NBP1-91060)



**NBP1-91060**

SLFN12L Antibody - BSA Free

Product Information	
<b>Unit Size</b>	0.1 ml
<b>Concentration</b>	Concentrations vary lot to lot. See vial label for concentration. If unlisted please contact technical services.
<b>Storage</b>	Store at 4C short term. Aliquot and store at -20C long term. Avoid freeze-thaw cycles.
<b>Clonality</b>	Polyclonal
<b>Preservative</b>	0.02% Sodium Azide
<b>Isotype</b>	IgG
<b>Purity</b>	Affinity purified
<b>Buffer</b>	PBS (pH 7.2) and 40% Glycerol

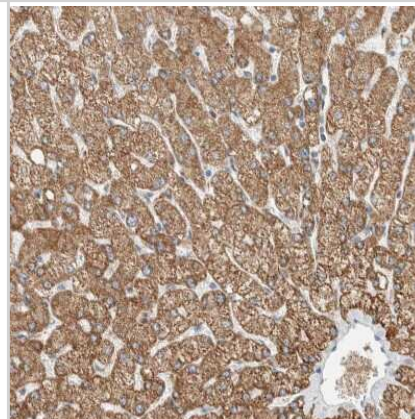
Product Description	
<b>Description</b>	Novus Biologicals Rabbit SLFN12L Antibody - BSA Free (NBP1-91060) is a polyclonal antibody validated for use in IHC and Flow. Anti-SLFN12L Antibody: Cited in 3 publications. All Novus Biologicals antibodies are covered by our 100% guarantee.
<b>Host</b>	Rabbit
<b>Gene ID</b>	100506736
<b>Gene Symbol</b>	SLFN12L
<b>Species</b>	Human
<b>Immunogen</b>	This antibody was developed against Recombinant Protein corresponding to amino acids: NRVKQLTEKEWIKFMVDSEPVCEELPSPASTSSPVSQSYPLREYINFKIQPLRY HLPGLSEKITCAPKTFCRNLFSQHEGLK

Product Application Details	
<b>Applications</b>	Immunohistochemistry-Paraffin, Flow Cytometry, Immunohistochemistry
<b>Recommended Dilutions</b>	Flow Cytometry, Immunohistochemistry 1:20 - 1:50, Immunohistochemistry-Paraffin 1:20 - 1:50
<b>Application Notes</b>	Use in Flow reported in scientific literature (PMID:35487288) For IHC-Paraffin, HIER pH 6 retrieval is recommended..

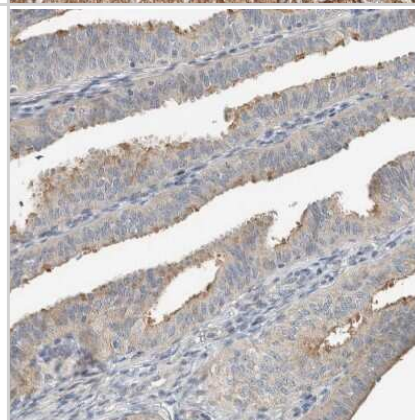


**Images**

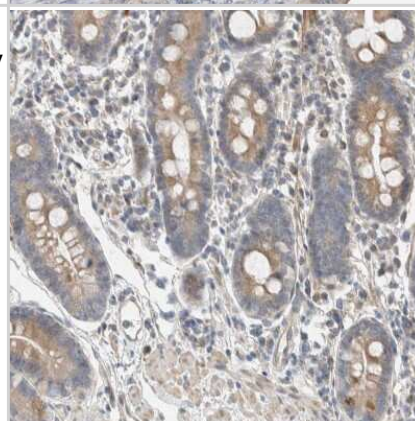
Immunohistochemistry-Paraffin: SLFN12L Antibody [NBP1-91060] - Staining of human liver shows strong cytoplasmic positivity in hepatocytes.



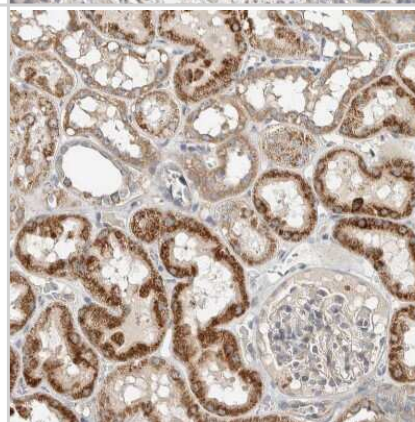
Immunohistochemistry-Paraffin: SLFN12L Antibody [NBP1-91060] - Staining of human fallopian tube shows moderate cytoplasmic positivity in glandular cells.



Immunohistochemistry-Paraffin: SLFN12L Antibody [NBP1-91060] - Staining of human gastrointestinal shows moderate cytoplasmic positivity in glandular cells.



Immunohistochemistry-Paraffin: SLFN12L Antibody [NBP1-91060] - Staining of human kidney shows strong cytoplasmic positivity in cells in tubules.



## Publications

Ding L, Chakrabarti J, Sheriff S et al. Toll Like Receptor 9 Pathway Mediates Schlafen+-MDSC Polarization During Helicobacter-Induced Gastric Metaplasias Gastroenterology 2022-04-26 [PMID: 35487288] (IF/IHC, FLOW, Mouse)

Ding L, Li Q, Chakrabarti J et al. MiR130b from Schlafen4+ MDSCs stimulates epithelial proliferation and correlates with preneoplastic changes prior to gastric cancer Gut 2020-01-24 [PMID: 31980446] (IF/IHC, Human)

Ding L, Hayes MM, Photenhauer A et al. Schlafen 4-expressing myeloid-derived suppressor cells are induced during murine gastric metaplasia J. Clin. Invest. 2016-08-01 [PMID: 27427984]





### **Novus Biologicals USA**

10730 E. Briarwood Avenue  
Centennial, CO 80112  
USA  
Phone: 303.730.1950  
Toll Free: 1.888.506.6887  
Fax: 303.730.1966  
nb-customerservice@bio-techne.com

### **Bio-Techne Canada**

21 Canmotor Ave  
Toronto, ON M8Z 4E6  
Canada  
Phone: 905.827.6400  
Toll Free: 855.668.8722  
Fax: 905.827.6402  
canada.inquires@bio-techne.com

### **Bio-Techne Ltd**

19 Barton Lane  
Abingdon Science Park  
Abingdon, OX14 3NB, United Kingdom  
Phone: (44) (0) 1235 529449  
Free Phone: 0800 37 34 15  
Fax: (44) (0) 1235 533420  
info.EMEA@bio-techne.com

### **General Contact Information**

www.novusbio.com  
Technical Support: nb-technical@bio-techne.com  
Orders: nb-customerservice@bio-techne.com  
General: novus@novusbio.com

### **Products Related to NBP1-91060**

---

NBP1-91060PEP	SLFN12L Recombinant Protein Antigen
HAF008	Goat anti-Rabbit IgG Secondary Antibody [HRP]
NB7160	Goat anti-Rabbit IgG (H+L) Secondary Antibody [HRP]
NBP2-24891	Rabbit IgG Isotype Control

---

### **Limitations**

This product is for research use only and is not approved for use in humans or in clinical diagnosis. Primary Antibodies are guaranteed for 1 year from date of receipt.

For more information on our 100% guarantee, please visit [www.novusbio.com/guarantee](http://www.novusbio.com/guarantee)

Earn gift cards/discounts by submitting a review: [www.novusbio.com/reviews/submit/NBP1-91060](http://www.novusbio.com/reviews/submit/NBP1-91060)

Earn gift cards/discounts by submitting a publication using this product:  
[www.novusbio.com/publications](http://www.novusbio.com/publications)

