

Product Datasheet

MRPL55 Antibody - BSA Free NBP1-91042

Unit Size: 0.1 ml

Store at 4C short term. Aliquot and store at -20C long term. Avoid freeze-thaw cycles.

www.novusbio.com



technical@novusbio.com

Protocols, Publications, Related Products, Reviews, Research Tools and Images at:
www.novusbio.com/NBP1-91042

Updated 12/2/2025 v.20.1

Earn rewards for product
reviews and publications.

Submit a publication at www.novusbio.com/publications

Submit a review at www.novusbio.com/reviews/destination/NBP1-91042



NBP1-91042

MRPL55 Antibody - BSA Free

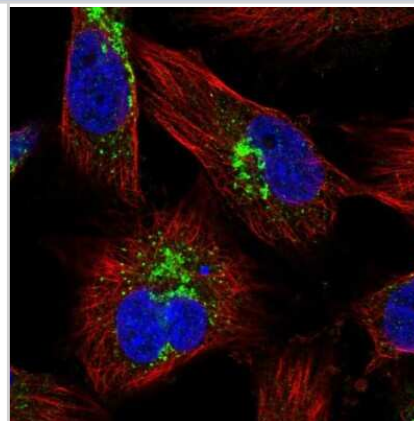
Product Information	
Unit Size	0.1 ml
Concentration	Concentrations vary lot to lot. See vial label for concentration. If unlisted please contact technical services.
Storage	Store at 4C short term. Aliquot and store at -20C long term. Avoid freeze-thaw cycles.
Clonality	Polyclonal
Preservative	0.02% Sodium Azide
Isotype	IgG
Purity	Affinity purified
Buffer	PBS (pH 7.2) and 40% Glycerol

Product Description	
Description	Novus Biologicals Rabbit MRPL55 Antibody - BSA Free (NBP1-91042) is a polyclonal antibody validated for use in IHC and ICC/IF. All Novus Biologicals antibodies are covered by our 100% guarantee.
Host	Rabbit
Gene ID	128308
Gene Symbol	MRPL55
Species	Human
Immunogen	This antibody was developed against Recombinant Protein corresponding to amino acids: PVLLVKQDGSTIHIRYREPRRMLAMPIDLDTLSPEERRARLRKREAQLQSRKEY EQELSDDLHVERYRQFWTRTKK

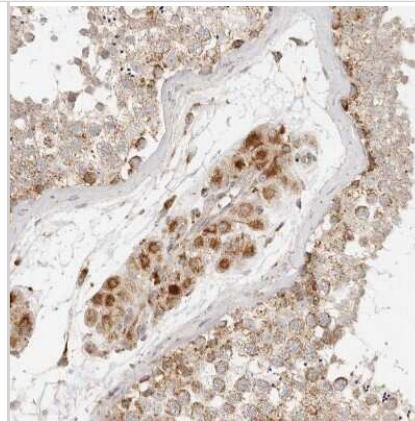
Product Application Details	
Applications	Immunohistochemistry-Paraffin, Immunocytochemistry/ Immunofluorescence, Immunohistochemistry
Recommended Dilutions	Immunohistochemistry 1:20 - 1:50, Immunocytochemistry/ Immunofluorescence 0.25-2 ug/ml, Immunohistochemistry-Paraffin 1:10-1:20
Application Notes	For IHC-Paraffin, HIER pH 6 retrieval is recommended.

Images

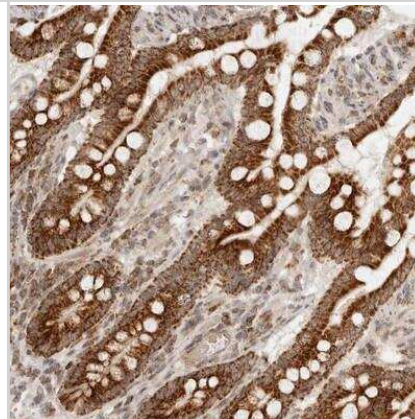
Immunocytochemistry/Immunofluorescence: MRPL55 Antibody [NBP1-91042] - Staining of human cell line U-251 MG shows localization to the Golgi apparatus & vesicles.



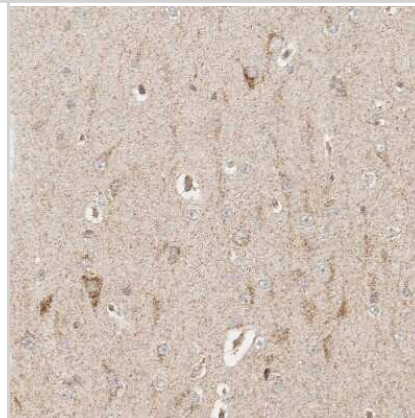
Immunohistochemistry: MRPL55 Antibody [NBP1-91042] - Staining of human testis shows moderate granular cytoplasmic positivity in Leydig cells.



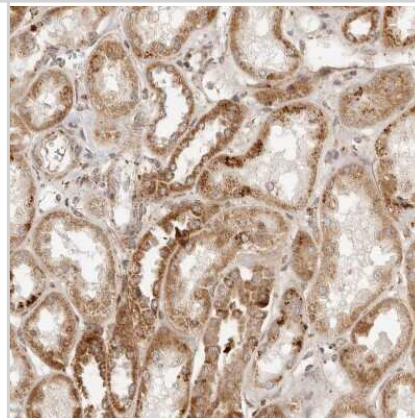
Immunohistochemistry-Paraffin: MRPL55 Antibody [NBP1-91042] - Staining of human small intestine shows strong granular cytoplasmic positivity in glandular cells.



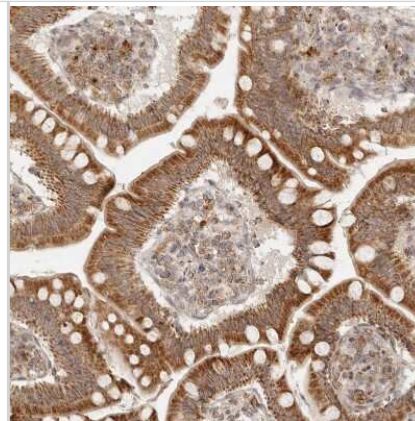
Immunohistochemistry-Paraffin: MRPL55 Antibody [NBP1-91042] - Staining of human cerebral cortex shows moderate granular cytoplasmic positivity in neurons.



Immunohistochemistry-Paraffin: MRPL55 Antibody [NBP1-91042] - Staining of human kidney shows moderate to strong granular cytoplasmic positivity in cells in tubules.



Immunohistochemistry-Paraffin: MRPL55 Antibody [NBP1-91042] - Staining of human small intestine shows moderate granular cytoplasmic positivity in glandular cells.





Novus Biologicals USA

10730 E. Briarwood Avenue
Centennial, CO 80112
USA
Phone: 303.730.1950
Toll Free: 1.888.506.6887
Fax: 303.730.1966
nb-customerservice@bio-techne.com

Bio-Techne Canada

21 Canmotor Ave
Toronto, ON M8Z 4E6
Canada
Phone: 905.827.6400
Toll Free: 855.668.8722
Fax: 905.827.6402
canada.inquires@bio-techne.com

Bio-Techne Ltd

19 Barton Lane
Abingdon Science Park
Abingdon, OX14 3NB, United Kingdom
Phone: (44) (0) 1235 529449
Free Phone: 0800 37 34 15
Fax: (44) (0) 1235 533420
info.EMEA@bio-techne.com

General Contact Information

www.novusbio.com
Technical Support: nb-technical@bio-techne.com
Orders: nb-customerservice@bio-techne.com
General: novus@novusbio.com

Products Related to NBP1-91042

NBP1-91042PEP	MRPL55 Recombinant Protein Antigen
HAF008	Goat anti-Rabbit IgG Secondary Antibody [HRP]
NB7160	Goat anti-Rabbit IgG (H+L) Secondary Antibody [HRP]
NBP2-24891	Rabbit IgG Isotype Control

Limitations

This product is for research use only and is not approved for use in humans or in clinical diagnosis. Primary Antibodies are guaranteed for 1 year from date of receipt.

For more information on our 100% guarantee, please visit www.novusbio.com/guarantee

Earn gift cards/discounts by submitting a review: www.novusbio.com/reviews/submit/NBP1-91042

Earn gift cards/discounts by submitting a publication using this product:
www.novusbio.com/publications

