

# Product Datasheet

## ERICH1 Antibody - BSA Free NBP1-90952

Unit Size: 0.1 ml

Store at 4C short term. Aliquot and store at -20C long term. Avoid freeze-thaw cycles.

[www.novusbio.com](http://www.novusbio.com)



[technical@novusbio.com](mailto:technical@novusbio.com)

Protocols, Publications, Related Products, Reviews, Research Tools and Images at:  
[www.novusbio.com/NBP1-90952](http://www.novusbio.com/NBP1-90952)

Updated 12/2/2025 v.20.1

Earn rewards for product  
reviews and publications.

Submit a publication at [www.novusbio.com/publications](http://www.novusbio.com/publications)

Submit a review at [www.novusbio.com/reviews/destination/NBP1-90952](http://www.novusbio.com/reviews/destination/NBP1-90952)



**NBP1-90952**

ERICH1 Antibody - BSA Free

Product Information	
Unit Size	0.1 ml
Concentration	Concentrations vary lot to lot. See vial label for concentration. If unlisted please contact technical services.
Storage	Store at 4C short term. Aliquot and store at -20C long term. Avoid freeze-thaw cycles.
Clonality	Polyclonal
Preservative	0.02% Sodium Azide
Isotype	IgG
Purity	Affinity purified
Buffer	PBS (pH 7.2) and 40% Glycerol

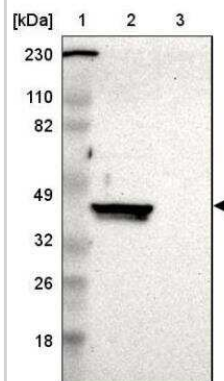
Product Description	
Description	Novus Biologicals Rabbit ERICH1 Antibody - BSA Free (NBP1-90952) is a polyclonal antibody validated for use in IHC, WB and ICC/IF. All Novus Biologicals antibodies are covered by our 100% guarantee.
Host	Rabbit
Gene ID	157697
Gene Symbol	ERICH1
Species	Human
Immunogen	This antibody was developed against Recombinant Protein corresponding to amino acids: DASEEDPTWAGEEEEGADSGEEDGADASEEDDTITNEKAHSILNFLKSTQEMYF YDGVSRDAASAALADAAEELLDR LASHSMLPSDVSILYHMKTL LLLQDTERLKH ALEMFPEHCTMPPDHARVISAFFSYWITH

Product Application Details	
Applications	Western Blot, Immunohistochemistry-Paraffin, Immunocytochemistry/ Immunofluorescence, Immunohistochemistry
Recommended Dilutions	Western Blot 0.04-0.4 ug/ml, Immunohistochemistry 1:20 - 1:50, Immunocytochemistry/ Immunofluorescence 0.25-2 ug/ml, Immunohistochemistry-Paraffin 1:20 - 1:50
Application Notes	For IHC-Paraffin, HIER pH 6 retrieval is recommended. Immunocytochemistry/Immunofluorescence Fixation Permeabilization: Use PFA/Triton X-100.

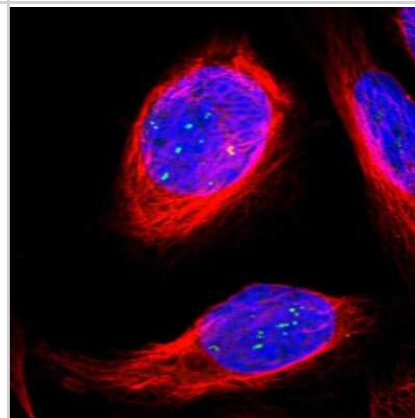


## Images

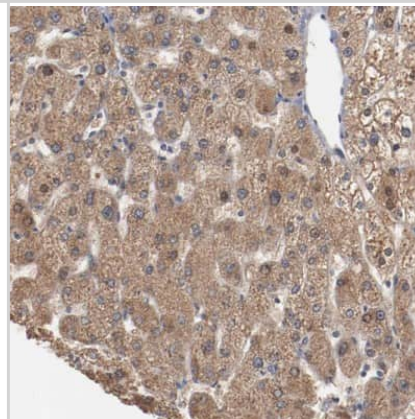
Western Blot: ERICH1 Antibody [NBP1-90952] - Lane 1: Marker [kDa]  
230, 110, 82, 49, 32, 26, 18  
Lane 2: Human cell line RT-4  
Lane 3: Human cell line U-251MG sp



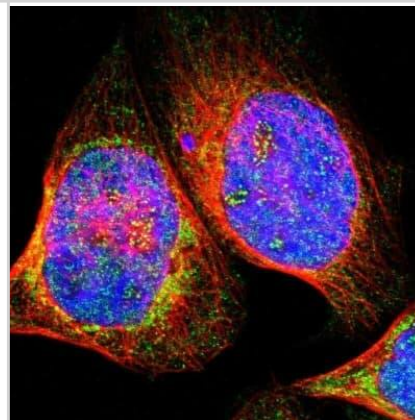
Immunocytochemistry/Immunofluorescence: ERICH1 Antibody [NBP1-90952] - Immunofluorescent staining of human cell line U-2 OS shows localization to nucleoli fibrillar center.



Immunohistochemistry-Paraffin: ERICH1 Antibody [NBP1-90952] - Staining of human liver shows cytoplasmic positivity in hepatocytes.



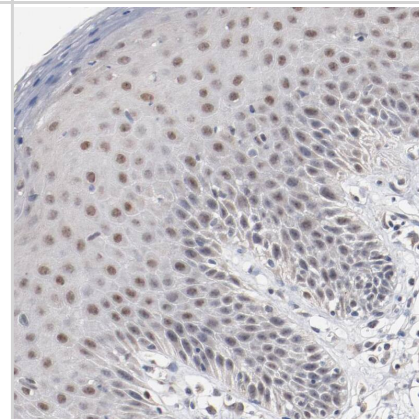
Immunocytochemistry/Immunofluorescence: ERICH1 Antibody [NBP1-90952] - Staining of human cell line A-431 shows positivity in nucleus, nucleoli and mitochondria.



Analysis in human cell line BEWO.



Staining of human skin shows moderate nuclear positivity in squamous epithelial cells.





### **Novus Biologicals USA**

10730 E. Briarwood Avenue  
Centennial, CO 80112  
USA  
Phone: 303.730.1950  
Toll Free: 1.888.506.6887  
Fax: 303.730.1966  
nb-customerservice@bio-techne.com

### **Bio-Techne Canada**

21 Canmotor Ave  
Toronto, ON M8Z 4E6  
Canada  
Phone: 905.827.6400  
Toll Free: 855.668.8722  
Fax: 905.827.6402  
canada.inquires@bio-techne.com

### **Bio-Techne Ltd**

19 Barton Lane  
Abingdon Science Park  
Abingdon, OX14 3NB, United Kingdom  
Phone: (44) (0) 1235 529449  
Free Phone: 0800 37 34 15  
Fax: (44) (0) 1235 533420  
info.EMEA@bio-techne.com

### **General Contact Information**

www.novusbio.com  
Technical Support: nb-technical@bio-techne.com  
Orders: nb-customerservice@bio-techne.com  
General: novus@novusbio.com

### **Products Related to NBP1-90952**

---

NBP1-90952PEP	ERICH1 Recombinant Protein Antigen
NBP2-33376H	Blue Marker Antibody (6F4-F6) [HRP]
HAF008	Goat anti-Rabbit IgG Secondary Antibody [HRP]
NB7160	Goat anti-Rabbit IgG (H+L) Secondary Antibody [HRP]
NBP2-24891	Rabbit IgG Isotype Control

---

### **Limitations**

This product is for research use only and is not approved for use in humans or in clinical diagnosis. Primary Antibodies are guaranteed for 1 year from date of receipt.

For more information on our 100% guarantee, please visit [www.novusbio.com/guarantee](http://www.novusbio.com/guarantee)

Earn gift cards/discounts by submitting a review: [www.novusbio.com/reviews/submit/NBP1-90952](http://www.novusbio.com/reviews/submit/NBP1-90952)

Earn gift cards/discounts by submitting a publication using this product:  
[www.novusbio.com/publications](http://www.novusbio.com/publications)

