

Product Datasheet

Met-enkephalin Antibody - BSA Free NBP1-90944

Unit Size: 0.1 ml

Store at 4C short term. Aliquot and store at -20C long term. Avoid freeze-thaw cycles.

www.novusbio.com



technical@novusbio.com

Publications: 2

Protocols, Publications, Related Products, Reviews, Research Tools and Images at:
www.novusbio.com/NBP1-90944

Updated 12/2/2025 v.20.1

Earn rewards for product
reviews and publications.

Submit a publication at www.novusbio.com/publications

Submit a review at www.novusbio.com/reviews/destination/NBP1-90944



NBP1-90944

Met-enkephalin Antibody - BSA Free

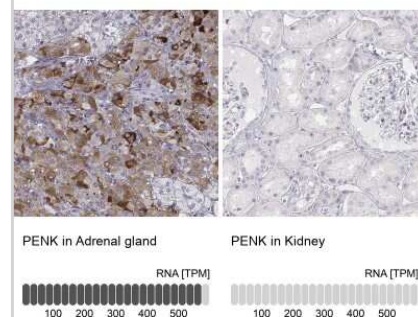
Product Information	
Unit Size	0.1 ml
Concentration	Concentrations vary lot to lot. See vial label for concentration. If unlisted please contact technical services.
Storage	Store at 4C short term. Aliquot and store at -20C long term. Avoid freeze-thaw cycles.
Clonality	Polyclonal
Preservative	0.02% Sodium Azide
Isotype	IgG
Purity	Affinity purified
Buffer	PBS (pH 7.2) and 40% Glycerol

Product Description	
Description	Novus Biologicals Rabbit Met-enkephalin Antibody - BSA Free (NBP1-90944) is a polyclonal antibody validated for use in IHC and WB. Anti-Met-enkephalin Antibody: Cited in 2 publications. All Novus Biologicals antibodies are covered by our 100% guarantee.
Host	Rabbit
Gene ID	5179
Gene Symbol	PENK
Species	Human
Reactivity Notes	Immunogen displays the following percentage of sequence identity for non-tested species: Mouse (80%), Rat (80%)
Immunogen	This antibody was developed against Recombinant Protein corresponding to amino acids: ECSQDCATCSYRLVRPADINFLACVMECEGKLPSPKLIWETCKELLQLSKPELPQ DGTSTLRENSKPEESHLLAKRYGGFMKRYGGFMKKMDELYPMEPEEEANGSE ILAKRYGGFMKKDAEE

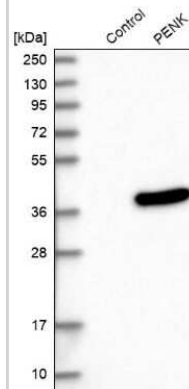
Product Application Details	
Applications	Western Blot, Immunohistochemistry-Paraffin, Immunohistochemistry
Recommended Dilutions	Western Blot 0.04-0.4 ug/ml, Immunohistochemistry 1:1000 - 1:2500, Immunohistochemistry-Paraffin 1:1000 - 1:2500
Application Notes	For IHC-Paraffin, HIER pH 6 retrieval is recommended.

Images

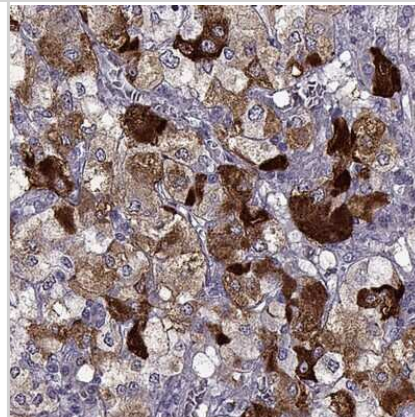
Immunohistochemistry-Paraffin: Met-enkephalin Antibody [NBP1-90944] - Staining in human adrenal gland and kidney tissues using anti-PENK antibody. Corresponding PENK RNA-seq data are presented for the same tissues.



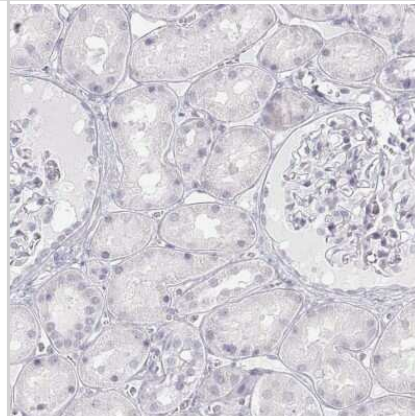
Western Blot: Met-enkephalin Antibody [NBP1-90944] - Analysis in control (vector only transfected HEK293T lysate) and PENK over-expression lysate (Co-expressed with a C-terminal myc-DDK tag (3.1 kDa) in mammalian HEK293T cells).



Immunohistochemistry-Paraffin: Met-enkephalin Antibody [NBP1-90944] - Staining of human adrenal gland shows strong cytoplasmic positivity in medullary cells.



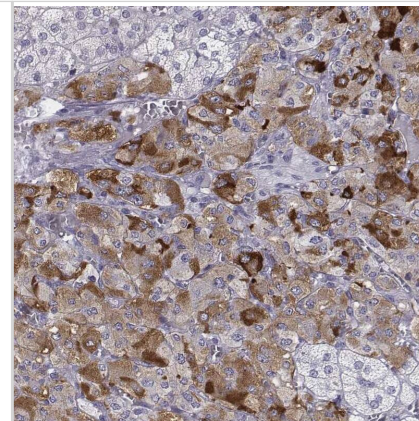
Immunohistochemistry-Paraffin: Met-enkephalin Antibody [NBP1-90944] - Staining of human kidney shows low expression as expected.



Analysis in control (vector only transfected HEK293T lysate) and PENK over-expression lysate (Co-expressed with a C-terminal myc-DDK tag (~3.1 kDa) in mammalian HEK293T cells).



Staining of human adrenal gland shows high expression.



Publications

Jabbari K, Winkelmaier G, Andersen C et al. Protein Ligands in the Secretome of CD36+ Fibroblasts Induce Growth Suppression in a Subset of Breast Cancer Cell Lines *Cancers* 2021-09-08 [PMID: 34572749] (Block/Neutralize)

Jabbari K, Cheng Q, Winkelmaier G Et al. CD36(+) Fibroblasts Secrete Protein Ligands That Growth-Suppress Triple-Negative Breast Cancer Cells While Elevating Adipogenic Markers for a Model of Cancer-Associated Fibroblast *Int J Mol Sci* 2022-11-11 [PMID: 36361532] (B/N, Human)

Details:

Citation using the FITC version of this antibody.



Novus Biologicals USA

10730 E. Briarwood Avenue
Centennial, CO 80112
USA
Phone: 303.730.1950
Toll Free: 1.888.506.6887
Fax: 303.730.1966
nb-customerservice@bio-techne.com

Bio-Techne Canada

21 Canmotor Ave
Toronto, ON M8Z 4E6
Canada
Phone: 905.827.6400
Toll Free: 855.668.8722
Fax: 905.827.6402
canada.inquires@bio-techne.com

Bio-Techne Ltd

19 Barton Lane
Abingdon Science Park
Abingdon, OX14 3NB, United Kingdom
Phone: (44) (0) 1235 529449
Free Phone: 0800 37 34 15
Fax: (44) (0) 1235 533420
info.EMEA@bio-techne.com

General Contact Information

www.novusbio.com
Technical Support: nb-technical@bio-techne.com
Orders: nb-customerservice@bio-techne.com
General: novus@novusbio.com

Products Related to NBP1-90944

NBP1-90944PEP	Met-enkephalin Recombinant Protein Antigen
NBP2-33376H	Blue Marker Antibody (6F4-F6) [HRP]
HAF008	Goat anti-Rabbit IgG Secondary Antibody [HRP]
NB7160	Goat anti-Rabbit IgG (H+L) Secondary Antibody [HRP]
NBP2-24891	Rabbit IgG Isotype Control

Limitations

This product is for research use only and is not approved for use in humans or in clinical diagnosis. Primary Antibodies are guaranteed for 1 year from date of receipt.

For more information on our 100% guarantee, please visit www.novusbio.com/guarantee

Earn gift cards/discounts by submitting a review: www.novusbio.com/reviews/submit/NBP1-90944

Earn gift cards/discounts by submitting a publication using this product:
www.novusbio.com/publications

