

Product Datasheet

LAMTOR4 Antibody - BSA Free NBP1-90936

Unit Size: 0.1 ml

Store at 4C short term. Aliquot and store at -20C long term. Avoid freeze-thaw cycles.

www.novusbio.com



technical@novusbio.com


Protocols, Publications, Related Products, Reviews, Research Tools and Images at:
www.novusbio.com/NBP1-90936

Updated 12/2/2025 v.20.1

Earn rewards for product
reviews and publications.

Submit a publication at www.novusbio.com/publications

Submit a review at www.novusbio.com/reviews/destination/NBP1-90936



NBP1-90936

LAMTOR4 Antibody - BSA Free

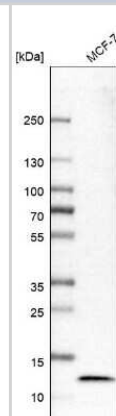
Product Information	
Unit Size	0.1 ml
Concentration	Concentrations vary lot to lot. See vial label for concentration. If unlisted please contact technical services.
Storage	Store at 4C short term. Aliquot and store at -20C long term. Avoid freeze-thaw cycles.
Clonality	Polyclonal
Preservative	0.02% Sodium Azide
Isotype	IgG
Purity	Affinity purified
Buffer	PBS (pH 7.2) and 40% Glycerol

Product Description	
Description	Novus Biologicals Rabbit LAMTOR4 Antibody - BSA Free (NBP1-90936) is a polyclonal antibody validated for use in IHC, WB and ICC/IF. All Novus Biologicals antibodies are covered by our 100% guarantee.
Host	Rabbit
Gene ID	389541
Gene Symbol	LAMTOR4
Species	Human
Immunogen	This antibody was developed against Recombinant Protein corresponding to amino acids: MTSALTQGLERIPDQLGYLVLSEGAVLASSGDLENDEQAASAISELVSTACGFR LHRGMNVPFKRLSVVFGEHTLLVTVSGQRFVVKRQNRGREPIDV

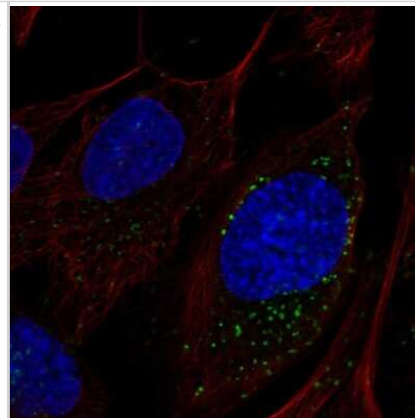
Product Application Details	
Applications	Western Blot, Immunohistochemistry-Paraffin, Immunocytochemistry/Immunofluorescence, Immunohistochemistry
Recommended Dilutions	Western Blot 0.04 - 0.4 ug/ml, Immunohistochemistry 1:10-1:500, Immunocytochemistry/ Immunofluorescence 0.25-2 ug/ml, Immunohistochemistry-Paraffin 1:10-1:20
Application Notes	For IHC-Paraffin, HIER pH 6 retrieval is recommended. ICC/IF Fixation Permeabilization: Use PFA/Triton X-100.

Images

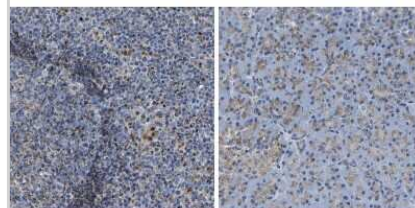
Western Blot: LAMTOR4 Antibody [NBP1-90936] - Analysis in human cell line MCF-7.



Immunocytochemistry/Immunofluorescence: LAMTOR4 Antibody [NBP1-90936] - C7orf59 Antibody [NBP1-90936] - Staining of human cell line U-2 OS shows localization to vesicles. Antibody staining is shown in green.




Immunohistochemistry-Paraffin: LAMTOR4 Antibody [NBP1-90936] - C7orf59 Antibody [NBP1-90936] - Staining in human lymph node and pancreas tissues using anti-LAMTOR4 antibody. Corresponding LAMTOR4 RNA-seq data are presented for the same tissues.

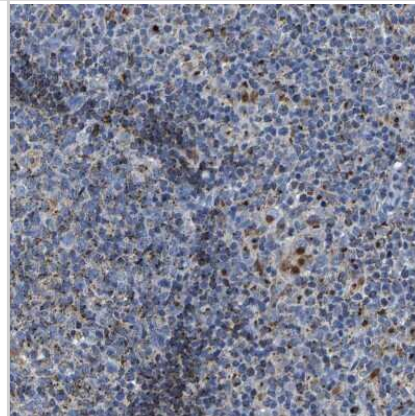


LAMTOR4 in Lymph node

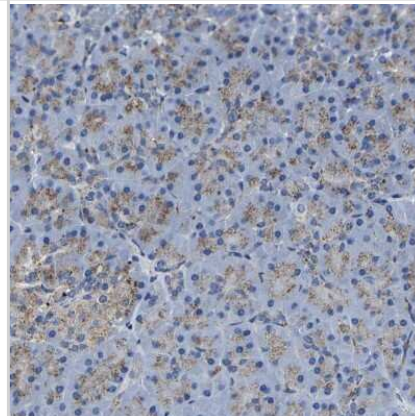
LAMTOR4 in Pancreas



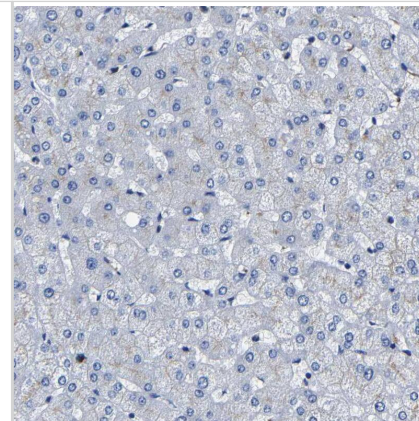
Immunohistochemistry-Paraffin: LAMTOR4 Antibody [NBP1-90936] - Staining of human lymph node shows high expression.



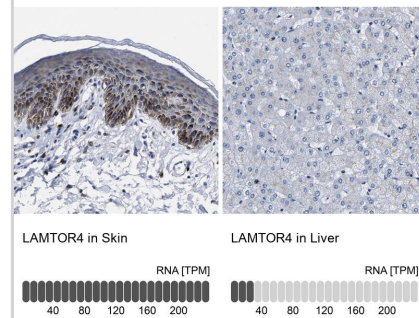
Immunohistochemistry-Paraffin: LAMTOR4 Antibody [NBP1-90936] - Staining of human pancreas shows low expression as expected.



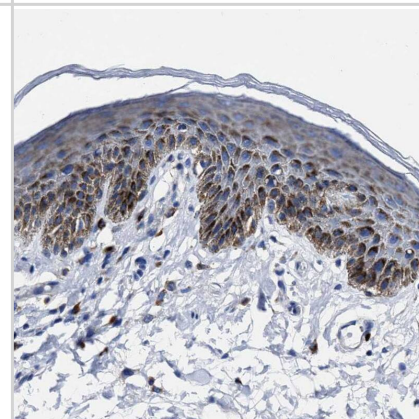
Staining of human liver shows no positivity in hepatocytes as expected.



Analysis in human skin and liver tissues using NBP1-90936 antibody. Corresponding LAMTOR4 RNA-seq data are presented for the same tissues.



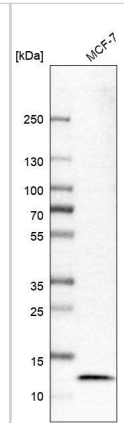
Staining of human skin shows strong granular cytoplasmic positivity in squamous epithelial cells.



Staining of human lymph node shows strong granular cytoplasmic positivity in germinal and non-germinal center cells.



Analysis in human cell line MCF-7.



Staining of human small intestine shows strong granular cytoplasmic positivity in glandular cells.





Novus Biologicals USA

10730 E. Briarwood Avenue
Centennial, CO 80112
USA
Phone: 303.730.1950
Toll Free: 1.888.506.6887
Fax: 303.730.1966
nb-customerservice@bio-techne.com

Bio-Techne Canada

21 Canmotor Ave
Toronto, ON M8Z 4E6
Canada
Phone: 905.827.6400
Toll Free: 855.668.8722
Fax: 905.827.6402
canada.inquires@bio-techne.com

Bio-Techne Ltd

19 Barton Lane
Abingdon Science Park
Abingdon, OX14 3NB, United Kingdom
Phone: (44) (0) 1235 529449
Free Phone: 0800 37 34 15
Fax: (44) (0) 1235 533420
info.EMEA@bio-techne.com

General Contact Information

www.novusbio.com
Technical Support: nb-technical@bio-techne.com
Orders: nb-customerservice@bio-techne.com
General: novus@novusbio.com

Products Related to NBP1-90936

NBP1-90936PEP	LAMTOR4 Recombinant Protein Antigen
NBP2-33376H	Blue Marker Antibody (6F4-F6) [HRP]
HAF008	Goat anti-Rabbit IgG Secondary Antibody [HRP]
NB7160	Goat anti-Rabbit IgG (H+L) Secondary Antibody [HRP]
NBP2-24891	Rabbit IgG Isotype Control

Limitations

This product is for research use only and is not approved for use in humans or in clinical diagnosis. Primary Antibodies are guaranteed for 1 year from date of receipt.

For more information on our 100% guarantee, please visit www.novusbio.com/guarantee

Earn gift cards/discounts by submitting a review: www.novusbio.com/reviews/submit/NBP1-90936

Earn gift cards/discounts by submitting a publication using this product:
www.novusbio.com/publications

