

# Product Datasheet

## DNA polymerase delta p50 Antibody - BSA Free NBP1-90925

Unit Size: 0.1 ml

Store at 4C short term. Aliquot and store at -20C long term. Avoid freeze-thaw cycles.

[www.novusbio.com](http://www.novusbio.com)



[technical@novusbio.com](mailto:technical@novusbio.com)

Protocols, Publications, Related Products, Reviews, Research Tools and Images at:  
[www.novusbio.com/NBP1-90925](http://www.novusbio.com/NBP1-90925)

Updated 3/4/2026 v.20.1

Earn rewards for product  
reviews and publications.

Submit a publication at [www.novusbio.com/publications](http://www.novusbio.com/publications)

Submit a review at [www.novusbio.com/reviews/destination/NBP1-90925](http://www.novusbio.com/reviews/destination/NBP1-90925)



**NBP1-90925**

DNA polymerase delta p50 Antibody - BSA Free

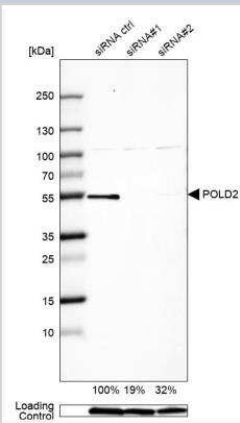
Product Information	
Unit Size	0.1 ml
Concentration	Concentrations vary lot to lot. See vial label for concentration. If unlisted please contact technical services.
Storage	Store at 4C short term. Aliquot and store at -20C long term. Avoid freeze-thaw cycles.
Clonality	Polyclonal
Preservative	0.02% Sodium Azide
Isotype	IgG
Purity	Affinity purified
Buffer	PBS (pH 7.2) and 40% Glycerol

Product Description	
Host	Rabbit
Gene ID	5425
Gene Symbol	POLD2
Species	Human
Immunogen	This antibody was developed against Recombinant Protein corresponding to amino acids: PRSKYIHPDDELVLEDELQRIKLGKGTIDVSKLVTGTVLAVFGSVRDDGKFLVEDY CFADLAPQKPAPPLDTRFVLLVSLGGLGGGGGESLLGTQLLVDVVTGQLGDE GEQC

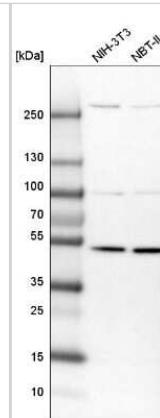
Product Application Details	
Applications	Western Blot, Immunohistochemistry-Paraffin, Immunocytochemistry/ Immunofluorescence, Immunohistochemistry, Knockdown Validated
Recommended Dilutions	Western Blot 0.04-0.4 ug/ml, Immunohistochemistry 1:50 - 1:200, Immunocytochemistry/ Immunofluorescence 0.25-2 ug/ml, Immunohistochemistry-Paraffin 1:50 - 1:200, Knockdown Validated
Application Notes	For IHC-Paraffin, HIER pH 6 retrieval is recommended. ICC/IF Fixation Permeabilization: Use PFA/Triton X-100.

**Images**

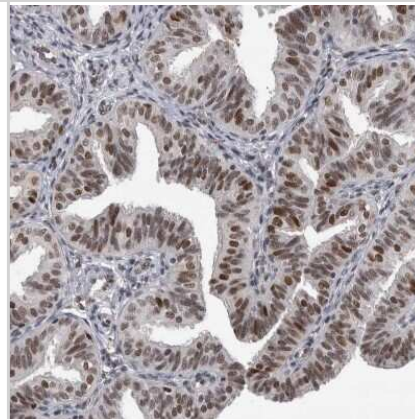
Western Blot: DNA polymerase delta p50 Antibody [NBP1-90925] - Analysis in U2OS cells transfected with control siRNA, target specific siRNA probe #1 and #2, using Anti-POLD2 antibody. Remaining relative intensity is presented. Loading control: Anti-GAPDH.



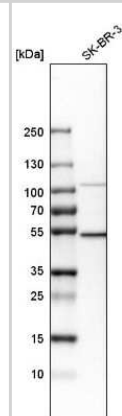
Western Blot: DNA polymerase delta p50 Antibody [NBP1-90925] - Analysis in mouse cell line NIH-3T3 and rat cell line NBT-II.



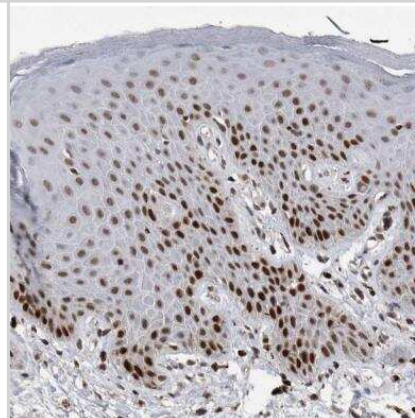
Immunohistochemistry-Paraffin: DNA polymerase delta p50 Antibody [NBP1-90925] - Staining of human Fallopian tube shows moderate nuclear positivity in glandular cells.



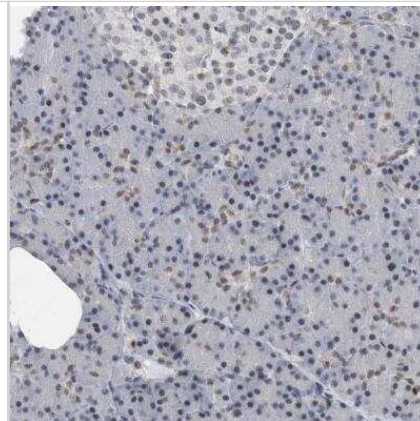
Western Blot: DNA polymerase delta p50 Antibody [NBP1-90925] - Analysis in human cell line SK-BR-3.



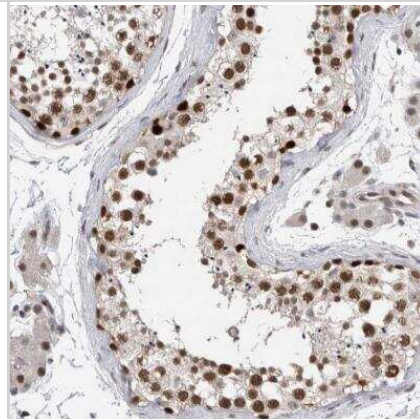
Immunohistochemistry-Paraffin: DNA polymerase delta p50 Antibody [NBP1-90925] - Staining of human skin shows moderate to strong nuclear positivity in squamous epithelial cells.



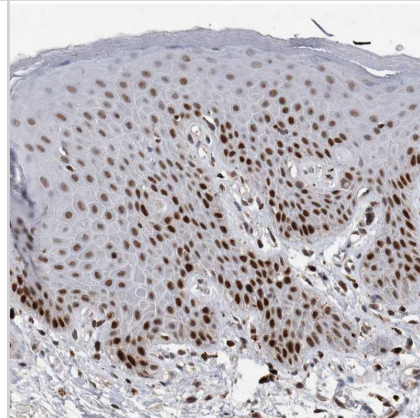
Immunohistochemistry-Paraffin: DNA polymerase delta p50 Antibody [NBP1-90925] - Staining of human pancreas shows very weak positivity in exocrine glandular cells.



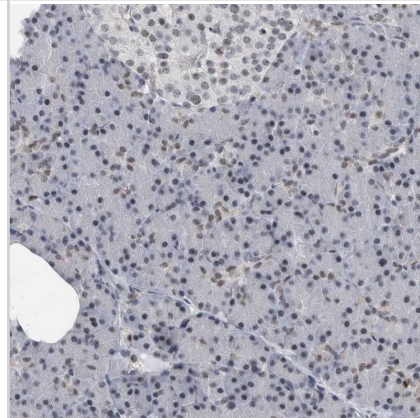
Immunohistochemistry-Paraffin: DNA polymerase delta p50 Antibody [NBP1-90925] - Staining of human testis shows moderate to strong nuclear positivity in cells in seminiferous ducts.



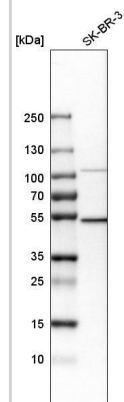
Staining of human skin shows moderate to strong nuclear positivity in squamous epithelial cells.



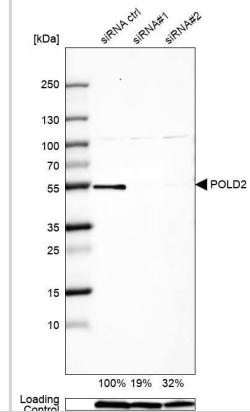
Staining of human pancreas shows very weak positivity in exocrine glandular cells.



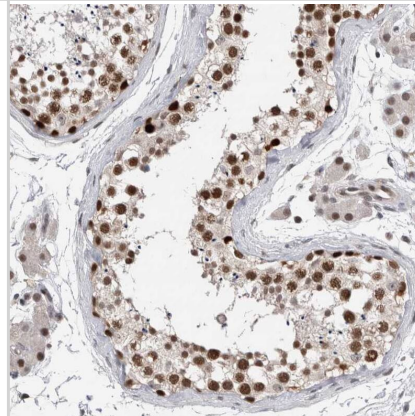
Analysis in human cell line SK-BR-3.



Analysis in U2OS cells transfected with control siRNA, target specific siRNA probe #1 and #2. Remaining relative intensity is presented. Loading control: Anti-GAPDH.



Staining of human testis shows moderate to strong nuclear positivity in cells in seminiferous ducts.





### **Novus Biologicals USA**

10730 E. Briarwood Avenue  
Centennial, CO 80112  
USA  
Phone: 303.730.1950  
Toll Free: 1.888.506.6887  
Fax: 303.730.1966  
nb-customerservice@bio-techne.com

### **Bio-Techne Canada**

21 Canmotor Ave  
Toronto, ON M8Z 4E6  
Canada  
Phone: 905.827.6400  
Toll Free: 855.668.8722  
Fax: 905.827.6402  
canada.inquires@bio-techne.com

### **Bio-Techne Ltd**

19 Barton Lane  
Abingdon Science Park  
Abingdon, OX14 3NB, United Kingdom  
Phone: (44) (0) 1235 529449  
Free Phone: 0800 37 34 15  
Fax: (44) (0) 1235 533420  
info.EMEA@bio-techne.com

### **General Contact Information**

www.novusbio.com  
Technical Support: nb-technical@bio-techne.com  
Orders: nb-customerservice@bio-techne.com  
General: novus@novusbio.com

### **Products Related to NBP1-90925**

---

NBP1-90925PEP	DNA polymerase delta p50 Recombinant Protein Antigen
HAF008	Goat anti-Rabbit IgG Secondary Antibody [HRP]
NB7160	Goat anti-Rabbit IgG (H+L) Secondary Antibody [HRP]
NBP2-24891	Rabbit IgG Isotype Control

---

### **Limitations**

This product is for research use only and is not approved for use in humans or in clinical diagnosis. Primary Antibodies are guaranteed for 1 year from date of receipt.

For more information on our 100% guarantee, please visit [www.novusbio.com/guarantee](http://www.novusbio.com/guarantee)

Earn gift cards/discounts by submitting a review: [www.novusbio.com/reviews/submit/NBP1-90925](http://www.novusbio.com/reviews/submit/NBP1-90925)

Earn gift cards/discounts by submitting a publication using this product:  
[www.novusbio.com/publications](http://www.novusbio.com/publications)

