

Product Datasheet

Troponin I Type 1 (slow skeletal) Antibody - BSA Free NBP1-90923

Unit Size: 0.1 ml

Store at 4C short term. Aliquot and store at -20C long term. Avoid freeze-thaw cycles.

www.novusbio.com



technical@novusbio.com

Publications: 3

Protocols, Publications, Related Products, Reviews, Research Tools and Images at:
www.novusbio.com/NBP1-90923

Updated 3/4/2026 v.20.1

Earn rewards for product
reviews and publications.

Submit a publication at www.novusbio.com/publications

Submit a review at www.novusbio.com/reviews/destination/NBP1-90923



NBP1-90923

Troponin I Type 1 (slow skeletal) Antibody - BSA Free

Product Information	
Unit Size	0.1 ml
Concentration	Concentrations vary lot to lot. See vial label for concentration. If unlisted please contact technical services.
Storage	Store at 4C short term. Aliquot and store at -20C long term. Avoid freeze-thaw cycles.
Clonality	Polyclonal
Preservative	0.02% Sodium Azide
Isotype	IgG
Purity	Affinity purified
Buffer	PBS (pH 7.2) and 40% Glycerol

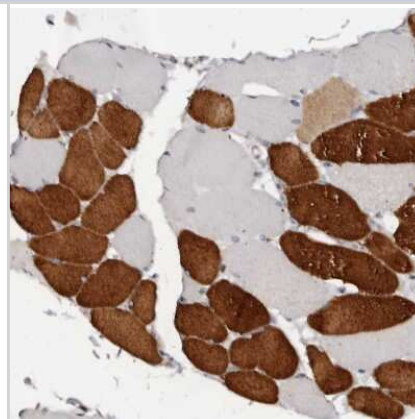
Product Description	
Host	Rabbit
Gene ID	7135
Gene Symbol	TNNI1
Species	Human, Mouse
Reactivity Notes	Mouse reactivity reported in scientific literature (PMID: 27035161).
Immunogen	This antibody was developed against Recombinant Protein corresponding to amino acids: PEVERKPKITASRKLLLKSLMLAKAKECWEQEHEEREAEKVRYLAERIPTLQTR GLSLSALQDLCREL

Product Application Details	
Applications	Immunohistochemistry-Paraffin, Immunocytochemistry/ Immunofluorescence, Immunohistochemistry
Recommended Dilutions	Immunohistochemistry 1:200 - 1:500, Immunocytochemistry/ Immunofluorescence Reactivity reported in (PMID: 27035161)., Immunohistochemistry-Paraffin 1:200 - 1:500
Application Notes	For IHC-Paraffin, HIER pH 6 retrieval is recommended.

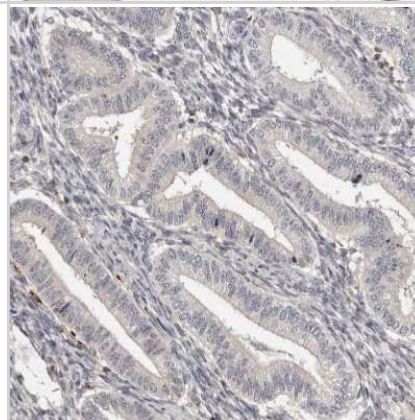


Images

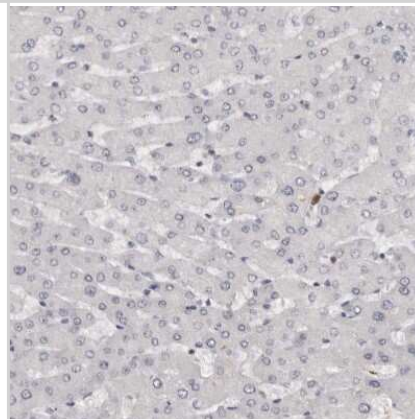
Immunohistochemistry-Paraffin: Troponin I Type 1 (slow skeletal) Antibody [NBP1-90923] - Staining of human Skeletal muscle shows strong cytoplasmic positivity in myocytes.



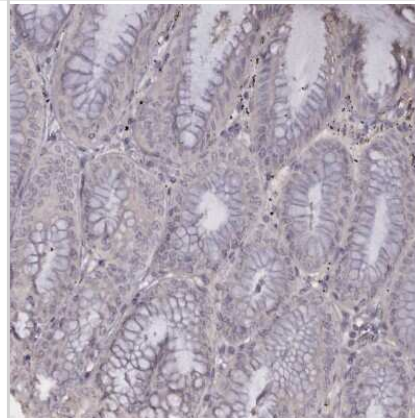
Immunohistochemistry-Paraffin: Troponin I Type 1 (slow skeletal) Antibody [NBP1-90923] - Staining of human Endometrium shows no cytoplasmic positivity in glandular cells as expected.



Immunohistochemistry-Paraffin: Troponin I Type 1 (slow skeletal) Antibody [NBP1-90923] - Staining of human Liver shows no cytoplasmic positivity in hepatocytes as expected.



Immunohistochemistry-Paraffin: Troponin I Type 1 (slow skeletal) Antibody [NBP1-90923] - Staining of human Stomach shows no cytoplasmic positivity in glandular cells as expected.



Publications

Park S, Choi Y, Kwak G et al. Application of differentiated human tonsil-derived stem cells to trembler-J mice Muscle Nerve 2017-08-10 [PMID: 28796340] (Human)

Park S, Choi Y, Jung N et al. Myogenic differentiation potential of human tonsil-derived mesenchymal stem cells and their potential for use to promote skeletal muscle regeneration. Int. J. Mol. Med. 2016-05-01 [PMID: 27035161] (IHC-P, WB, ICC/IF, Human, Mouse)

Stadler C, Rexhepaj E, Singan VR et al. Immunofluorescence and fluorescent-protein tagging show high correlation for protein localization in mammalian cells. Nat Methods 2013-04-01 [PMID: 23435261]





Novus Biologicals USA

10730 E. Briarwood Avenue
Centennial, CO 80112
USA
Phone: 303.730.1950
Toll Free: 1.888.506.6887
Fax: 303.730.1966
nb-customerservice@bio-techne.com

Bio-Techne Canada

21 Canmotor Ave
Toronto, ON M8Z 4E6
Canada
Phone: 905.827.6400
Toll Free: 855.668.8722
Fax: 905.827.6402
canada.inquires@bio-techne.com

Bio-Techne Ltd

19 Barton Lane
Abingdon Science Park
Abingdon, OX14 3NB, United Kingdom
Phone: (44) (0) 1235 529449
Free Phone: 0800 37 34 15
Fax: (44) (0) 1235 533420
info.EMEA@bio-techne.com

General Contact Information

www.novusbio.com
Technical Support: nb-technical@bio-techne.com
Orders: nb-customerservice@bio-techne.com
General: novus@novusbio.com

Products Related to NBP1-90923

NBP1-90923PEP	Troponin I Type 1 (slow skeletal) Recombinant Protein Antigen
HAF008	Goat anti-Rabbit IgG Secondary Antibody [HRP]
NB7160	Goat anti-Rabbit IgG (H+L) Secondary Antibody [HRP]
NBP2-24891	Rabbit IgG Isotype Control

Limitations

This product is for research use only and is not approved for use in humans or in clinical diagnosis. Primary Antibodies are guaranteed for 1 year from date of receipt.

For more information on our 100% guarantee, please visit www.novusbio.com/guarantee

Earn gift cards/discounts by submitting a review: www.novusbio.com/reviews/submit/NBP1-90923

Earn gift cards/discounts by submitting a publication using this product:
www.novusbio.com/publications

