

Product Datasheet

SPINK5 Antibody - BSA Free

NBP1-90509

Unit Size: 0.1 ml

Store at 4C short term. Aliquot and store at -20C long term. Avoid freeze-thaw cycles.

www.novusbio.com



technical@novusbio.com

Publications: 2

Protocols, Publications, Related Products, Reviews, Research Tools and Images at:
www.novusbio.com/NBP1-90509

Updated 12/2/2025 v.20.1

Earn rewards for product
reviews and publications.

Submit a publication at www.novusbio.com/publications

Submit a review at www.novusbio.com/reviews/destination/NBP1-90509



NBP1-90509

SPINK5 Antibody - BSA Free

Product Information	
Unit Size	0.1 ml
Concentration	Concentrations vary lot to lot. See vial label for concentration. If unlisted please contact technical services.
Storage	Store at 4C short term. Aliquot and store at -20C long term. Avoid freeze-thaw cycles.
Clonality	Polyclonal
Preservative	0.02% Sodium Azide
Isotype	IgG
Purity	Affinity purified
Buffer	PBS (pH 7.2) and 40% Glycerol

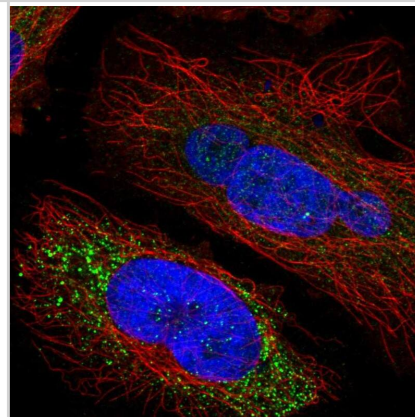
Product Description	
Description	Novus Biologicals Rabbit SPINK5 Antibody - BSA Free (NBP1-90509) is a polyclonal antibody validated for use in IHC and ICC/IF. Anti-SPINK5 Antibody: Cited in 2 publications. All Novus Biologicals antibodies are covered by our 100% guarantee.
Host	Rabbit
Gene ID	11005
Gene Symbol	SPINK5
Species	Human
Immunogen	This antibody was developed against Recombinant Protein corresponding to amino acids: QQEERARAKAKREAAKEICSEFRDQVRNGTLICTREHNPVRGPDGKMHGNKC AMCASVFKLEEEEEKNDKKEEKGVKVEAEKVKREAVQELCSEYRHYVRNGRLPC

Product Application Details	
Applications	Immunohistochemistry-Paraffin, Immunocytochemistry/ Immunofluorescence, Immunohistochemistry
Recommended Dilutions	Immunohistochemistry 1:200 - 1:500, Immunocytochemistry/ Immunofluorescence 0.25-2 ug/ml, Immunohistochemistry-Paraffin 1:200 - 1:500
Application Notes	For IHC-Paraffin, HIER pH 6 retrieval is recommended. ICC/IF Fixation Permeabilization: Use PFA/Triton X-100.

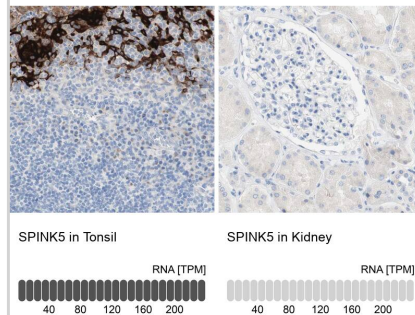


Images

Staining of human cell line HeLa shows localization to vesicles.



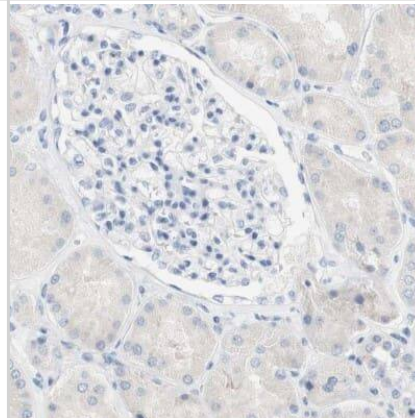
Analysis in human tonsil and kidney tissues using Anti-SPINK5 antibody. Corresponding SPINK5 RNA-seq data are presented for the same tissues.



Immunohistochemistry-Paraffin: SPINK5 Antibody [NBP1-90509] - Staining of human tonsil shows high expression.



Immunohistochemistry-Paraffin: SPINK5 Antibody [NBP1-90509] - Staining of human kidney shows low expression as expected.



Publications

Sugihara S, Sugimoto S, Tachibana K et al. TNF-alpha and IL-17A induce the expression of lympho-epithelial Kazal-type inhibitor in epidermal keratinocytes Journal of Dermatological Science 2019-08-01 [PMID: 31501002] (IF/IHC, Human)

McGovern JA, Meinert C, de Veer SJ et al. Attenuated kallikrein-related peptidase activity disrupts desquamation and leads to stratum corneum thickening in human skin equivalent models. Br J Dermatol 2016-07-21 [PMID: 27442805]





Novus Biologicals USA

10730 E. Briarwood Avenue
Centennial, CO 80112
USA
Phone: 303.730.1950
Toll Free: 1.888.506.6887
Fax: 303.730.1966
nb-customerservice@bio-techne.com

Bio-Techne Canada

21 Canmotor Ave
Toronto, ON M8Z 4E6
Canada
Phone: 905.827.6400
Toll Free: 855.668.8722
Fax: 905.827.6402
canada.inquires@bio-techne.com

Bio-Techne Ltd

19 Barton Lane
Abingdon Science Park
Abingdon, OX14 3NB, United Kingdom
Phone: (44) (0) 1235 529449
Free Phone: 0800 37 34 15
Fax: (44) (0) 1235 533420
info.EMEA@bio-techne.com

General Contact Information

www.novusbio.com
Technical Support: nb-technical@bio-techne.com
Orders: nb-customerservice@bio-techne.com
General: novus@novusbio.com

Products Related to NBP1-90509

NBP1-90509PEP	SPINK5 Recombinant Protein Antigen
HAF008	Goat anti-Rabbit IgG Secondary Antibody [HRP]
NB7160	Goat anti-Rabbit IgG (H+L) Secondary Antibody [HRP]
NBP2-24891	Rabbit IgG Isotype Control

Limitations

This product is for research use only and is not approved for use in humans or in clinical diagnosis. Primary Antibodies are guaranteed for 1 year from date of receipt.

For more information on our 100% guarantee, please visit www.novusbio.com/guarantee

Earn gift cards/discounts by submitting a review: www.novusbio.com/reviews/submit/NBP1-90509

Earn gift cards/discounts by submitting a publication using this product:
www.novusbio.com/publications

