

Product Datasheet

FCGBP Antibody - BSA Free NBP1-90462

Unit Size: 0.1 ml

Store at 4C short term. Aliquot and store at -20C long term. Avoid freeze-thaw cycles.

www.novusbio.com



technical@novusbio.com

Publications: 3

Protocols, Publications, Related Products, Reviews, Research Tools and Images at:
www.novusbio.com/NBP1-90462

Updated 3/19/2026 v.20.1

Earn rewards for product
reviews and publications.

Submit a publication at www.novusbio.com/publications

Submit a review at www.novusbio.com/reviews/destination/NBP1-90462



NBP1-90462

FCGBP Antibody - BSA Free

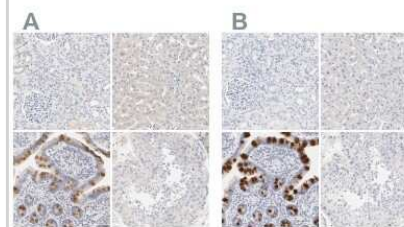
Product Information	
Unit Size	0.1 ml
Concentration	Concentrations vary lot to lot. See vial label for concentration. If unlisted please contact technical services.
Storage	Store at 4C short term. Aliquot and store at -20C long term. Avoid freeze-thaw cycles.
Clonality	Polyclonal
Preservative	0.02% Sodium Azide
Isotype	IgG
Purity	Affinity purified
Buffer	PBS (pH 7.2) and 40% Glycerol

Product Description	
Host	Rabbit
Gene ID	8857
Gene Symbol	FCGBP
Species	Human
Reactivity Notes	Immunogen displays the following percentage of sequence identity for non-tested species: Rat (80%), Mouse (82%).
Immunogen	This antibody was developed against Recombinant Protein corresponding to amino acids: GHRFDFQGTCEYLLSAPCHGPPLGAENFTVTVANEHRGSQAVSYTRSVTLQIY NHSLTLSARWPRKLQVDGVFVALPFQLDSELLHAHLGADVVTSTTSGLSLAFD GDSF

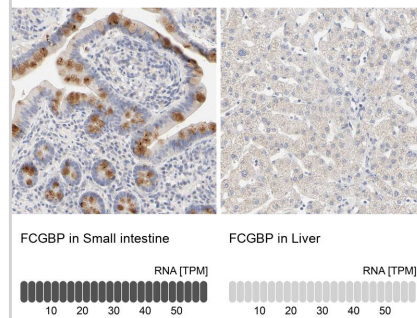
Product Application Details	
Applications	Immunohistochemistry-Paraffin, Immunohistochemistry
Recommended Dilutions	Immunohistochemistry 1:50 - 1:200, Immunohistochemistry-Paraffin 1:50 - 1:200
Application Notes	For IHC-Paraffin, HIER pH 6 retrieval is recommended.

Images

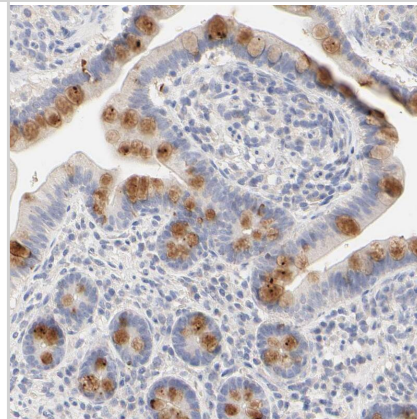
Immunohistochemistry-Paraffin: FCGBP Antibody [NBP1-90462] - Staining of human kidney, liver, small intestine and testis using Anti-FCGBP antibody NBP1-90462 (A) shows similar protein distribution across tissues to independent antibody NBP1-90461 (B).



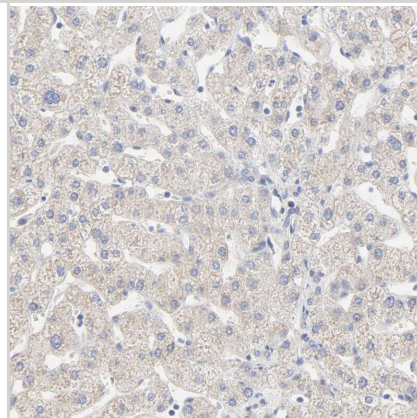
Analysis in human small intestine and liver tissues using NBP1-90462 antibody. Corresponding FCGBP RNA-seq data are presented for the same tissues.



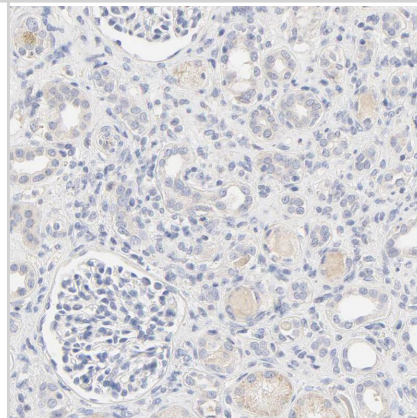
Staining of human small intestine shows strong positivity in mucus in goblet cells.



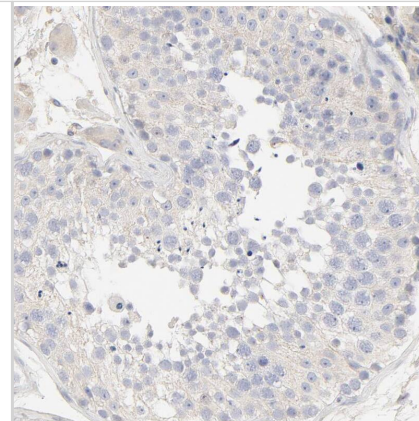
Staining of human liver shows low positivity in hepatocytes as expected.



Staining of human kidney shows low positivity in cells in tubules as expected.



Staining of human testis shows low positivity in cells in seminiferous ducts as expected.



Publications

Haglin S, Berghard A, Bohm S Increased Retinoic Acid Catabolism in Olfactory Sensory Neurons Activates Dormant Tissue-Specific Stem Cells and Accelerates Age-Related Metaplasia J. Neurosci. 2020-05-20 [PMID: 32385093] (IHC-F, Mouse)

Haglin S, Bohm S, Berghard A Single or Repeated Ablation of Mouse Olfactory Epithelium by Methimazole BIO-PROTOCOL 2021-04-20 [PMID: 34124287]

Erickson NA, Nystrom EE, Mundhenk L et al. The Goblet Cell Protein Clca1 (Alias mClca3 or Gob-5) Is Not Required for Intestinal Mucus Synthesis, Structure and Barrier Function in Naive or DSS-Challenged Mice. PLoS One 2015-01-01 [PMID: 26162072] (ICC/IF, Mouse)



Novus Biologicals USA

10730 E. Briarwood Avenue
Centennial, CO 80112
USA
Phone: 303.730.1950
Toll Free: 1.888.506.6887
Fax: 303.730.1966
nb-customerservice@bio-techne.com

Bio-Techne Canada

21 Canmotor Ave
Toronto, ON M8Z 4E6
Canada
Phone: 905.827.6400
Toll Free: 855.668.8722
Fax: 905.827.6402
canada.inquires@bio-techne.com

Bio-Techne Ltd

19 Barton Lane
Abingdon Science Park
Abingdon, OX14 3NB, United Kingdom
Phone: (44) (0) 1235 529449
Free Phone: 0800 37 34 15
Fax: (44) (0) 1235 533420
info.EMEA@bio-techne.com

General Contact Information

www.novusbio.com
Technical Support: nb-technical@bio-techne.com
Orders: nb-customerservice@bio-techne.com
General: novus@novusbio.com

Products Related to NBP1-90462

NBP1-90462PEP	FCGBP Recombinant Protein Antigen
HAF008	Goat anti-Rabbit IgG Secondary Antibody [HRP]
NB7160	Goat anti-Rabbit IgG (H+L) Secondary Antibody [HRP]
NBP2-24891	Rabbit IgG Isotype Control

Limitations

This product is for research use only and is not approved for use in humans or in clinical diagnosis. Primary Antibodies are guaranteed for 1 year from date of receipt.

For more information on our 100% guarantee, please visit www.novusbio.com/guarantee

Earn gift cards/discounts by submitting a review: www.novusbio.com/reviews/submit/NBP1-90462

Earn gift cards/discounts by submitting a publication using this product:
www.novusbio.com/publications

