

Product Datasheet

12-Lipoxygenase Antibody - BSA Free NBP1-90338

Unit Size: 0.1 ml

Store at 4C short term. Aliquot and store at -20C long term. Avoid freeze-thaw cycles.

www.novusbio.com



technical@novusbio.com

Publications: 2

Protocols, Publications, Related Products, Reviews, Research Tools and Images at:
www.novusbio.com/NBP1-90338

Updated 12/2/2025 v.20.1

Earn rewards for product
reviews and publications.

Submit a publication at www.novusbio.com/publications

Submit a review at www.novusbio.com/reviews/destination/NBP1-90338



NBP1-90338**12-Lipoxygenase Antibody - BSA Free**

Product Information	
Unit Size	0.1 ml
Concentration	Concentrations vary lot to lot. See vial label for concentration. If unlisted please contact technical services.
Storage	Store at 4C short term. Aliquot and store at -20C long term. Avoid freeze-thaw cycles.
Clonality	Polyclonal
Preservative	0.02% Sodium Azide
Isotype	IgG
Purity	Affinity purified
Buffer	PBS (pH 7.2) and 40% Glycerol

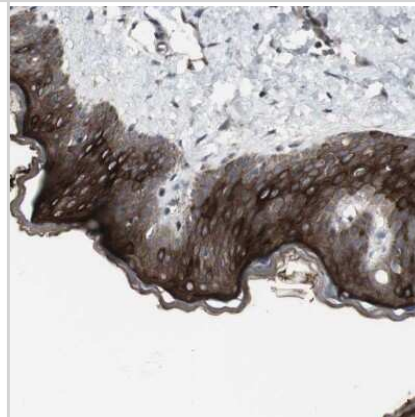
Product Description	
Description	Novus Biologicals Rabbit 12-Lipoxygenase Antibody - BSA Free (NBP1-90338) is a polyclonal antibody validated for use in IHC. Anti-12-Lipoxygenase Antibody: Cited in 2 publications. All Novus Biologicals antibodies are covered by our 100% guarantee.
Host	Rabbit
Gene ID	239
Gene Symbol	ALOX12
Species	Human
Reactivity Notes	Immunogen displays the following percentage of sequence identity for non-tested species: Mouse (80%)
Immunogen	This antibody was developed against Recombinant Protein corresponding to amino acids: YAWVPNAPCTMRMPPPTTKEDVTMATVMGSLPDVRQACLQMAISWHLSTRRQ PDMVPLGHHKEYFSGPKPKAVLNQFRTDLEKLEKEITARNEQLDWPY EY

Product Application Details	
Applications	Immunohistochemistry-Paraffin, Immunohistochemistry
Recommended Dilutions	Immunohistochemistry 1:50 - 1:200, Immunohistochemistry-Paraffin 1:50 -1:200
Application Notes	For IHC-Paraffin, HIER pH 6 retrieval is recommended.

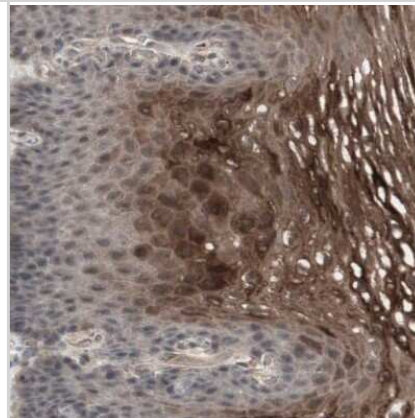


Images

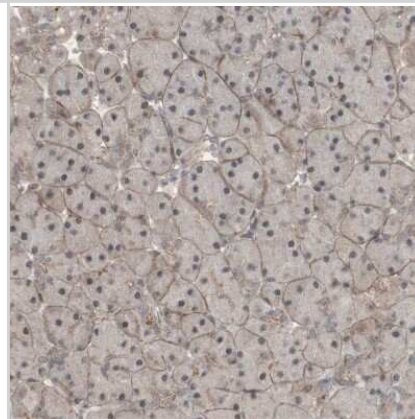
Immunohistochemistry-Paraffin: 12-Lipoxygenase Antibody [NBP1-90338] - Staining of human skin shows strong cytoplasmic positivity in squamous epithelial cells.



Immunohistochemistry-Paraffin: 12-Lipoxygenase Antibody [NBP1-90338] - Staining of human esophagus shows strong cytoplasmic positivity in squamous epithelial cells.



Immunohistochemistry-Paraffin: 12-Lipoxygenase Antibody [NBP1-90338] - Staining of human pancreas shows weak membranous and cytoplasmic positivity in exocrine glandular cells.



Immunohistochemistry-Paraffin: 12-Lipoxygenase Antibody [NBP1-90338] - Staining of human tonsil shows moderate cytoplasmic positivity in germinal center cells.



Publications

Kim J, Kang J, Kang YL et al. Ketohexokinase-A acts as a nuclear protein kinase that mediates fructose-induced metastasis in breast cancer Nature Communications 2020-10-28 [PMID: 33116123] (Immunohistochemistry, Human)

Simard-Bisson C, Parent L A et al. Characterization of Epidermal Lipoxygenase Expression in Normal Human Skin and Tissue-Engineered Skin Substitutes. J Histochem Cytochem 2018-01-11 [PMID: 29985723] (IF/IHC, Human)





Novus Biologicals USA

10730 E. Briarwood Avenue
Centennial, CO 80112
USA
Phone: 303.730.1950
Toll Free: 1.888.506.6887
Fax: 303.730.1966
nb-customerservice@bio-techne.com

Bio-Techne Canada

21 Canmotor Ave
Toronto, ON M8Z 4E6
Canada
Phone: 905.827.6400
Toll Free: 855.668.8722
Fax: 905.827.6402
canada.inquires@bio-techne.com

Bio-Techne Ltd

19 Barton Lane
Abingdon Science Park
Abingdon, OX14 3NB, United Kingdom
Phone: (44) (0) 1235 529449
Free Phone: 0800 37 34 15
Fax: (44) (0) 1235 533420
info.EMEA@bio-techne.com

General Contact Information

www.novusbio.com
Technical Support: nb-technical@bio-techne.com
Orders: nb-customerservice@bio-techne.com
General: novus@novusbio.com

Products Related to NBP1-90338

NBP1-90338PEP	12-Lipoxygenase Recombinant Protein Antigen
HAF008	Goat anti-Rabbit IgG Secondary Antibody [HRP]
NB7160	Goat anti-Rabbit IgG (H+L) Secondary Antibody [HRP]
NBP2-24891	Rabbit IgG Isotype Control

Limitations

This product is for research use only and is not approved for use in humans or in clinical diagnosis. Primary Antibodies are guaranteed for 1 year from date of receipt.

For more information on our 100% guarantee, please visit www.novusbio.com/guarantee

Earn gift cards/discounts by submitting a review: www.novusbio.com/reviews/submit/NBP1-90338

Earn gift cards/discounts by submitting a publication using this product:
www.novusbio.com/publications

