

Product Datasheet

Serpin A3/alpha 1-Antichymotrypsin Antibody - BSA Free NBP1-90295

Unit Size: 0.1 ml

Store at 4C short term. Aliquot and store at -20C long term. Avoid freeze-thaw cycles.

www.novusbio.com



technical@novusbio.com

Publications: 2

Protocols, Publications, Related Products, Reviews, Research Tools and Images at:
www.novusbio.com/NBP1-90295

Updated 3/4/2026 v.20.1

Earn rewards for product
reviews and publications.

Submit a publication at www.novusbio.com/publications

Submit a review at www.novusbio.com/reviews/destination/NBP1-90295



NBP1-90295

Serpine A3/alpha 1-Antichymotrypsin Antibody - BSA Free

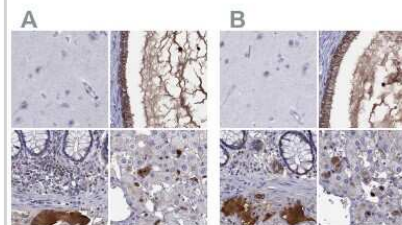
Product Information	
Unit Size	0.1 ml
Concentration	Concentrations vary lot to lot. See vial label for concentration. If unlisted please contact technical services.
Storage	Store at 4C short term. Aliquot and store at -20C long term. Avoid freeze-thaw cycles.
Clonality	Polyclonal
Preservative	0.02% Sodium Azide
Isotype	IgG
Purity	Affinity purified
Buffer	PBS (pH 7.2) and 40% Glycerol

Product Description	
Host	Rabbit
Gene ID	12
Gene Symbol	SERPINA3
Species	Human
Immunogen	This antibody was developed against Recombinant Protein corresponding to amino acids: QDKMEEVEAMLLPETLKRWRDSLEFREIGELYLPKFSISRDNLDILLQLGIEE AFTSKADLSGITGARNLAVSQVVHKAVLDVFEEGTEASAATAVKITLLSALVETR TIVRFNRPFMLMIIVPTDTQNIFFMSKVTNPKQEGAPHR

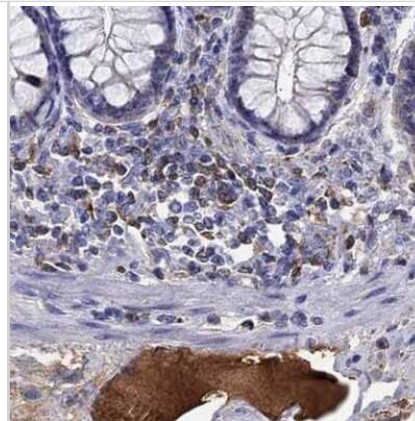
Product Application Details	
Applications	Western Blot, Immunohistochemistry-Paraffin, Immunohistochemistry
Recommended Dilutions	Western Blot 0.04-0.4 ug/ml, Immunohistochemistry 1:1000 - 1:2500, Immunohistochemistry-Paraffin 1:1000 - 1:2500
Application Notes	For IHC-Paraffin, HIER pH 6 retrieval is recommended.

Images

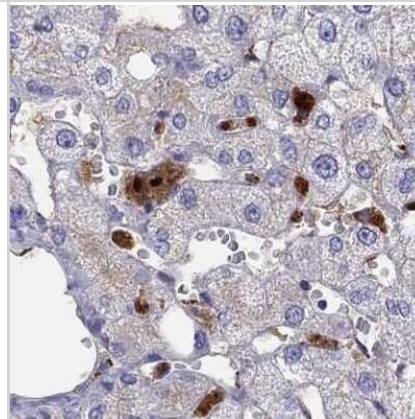
Immunohistochemistry-Paraffin: Serpin A3/alpha 1-Antichymotrypsin Antibody [NBP1-90295] - Staining of human cerebral cortex, cervix, uterine, colon and liver using Anti-SERPINA3 antibody NBP1-90295 (A) shows similar protein distribution across tissues to independent antibody NBP1-90296 (B).



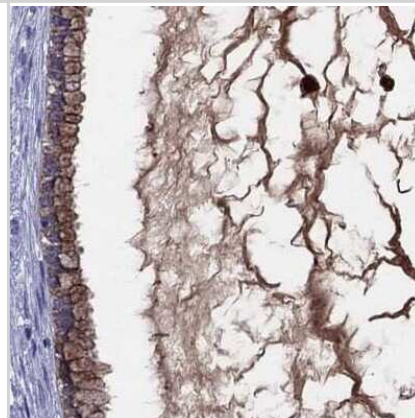
Immunohistochemistry-Paraffin: Serpin A3/alpha 1-Antichymotrypsin Antibody [NBP1-90295] - Staining of human colon.



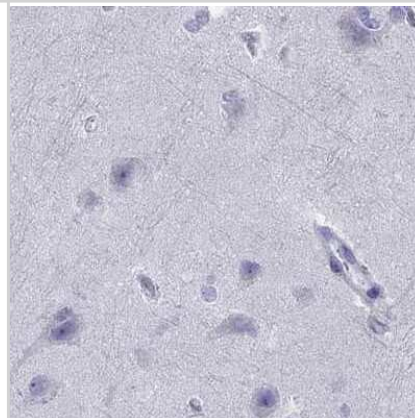
Immunohistochemistry-Paraffin: Serpin A3/alpha 1-Antichymotrypsin Antibody [NBP1-90295] - Staining of human liver.



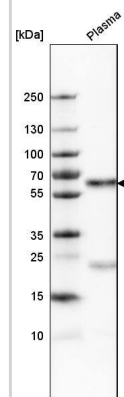
Immunohistochemistry-Paraffin: Serpin A3/alpha 1-Antichymotrypsin Antibody [NBP1-90295] - Staining of human cervix, uterine.



Immunohistochemistry-Paraffin: Serpin A3/alpha 1-Antichymotrypsin Antibody [NBP1-90295] - Staining of human cerebral cortex.



Analysis in human plasma.



Publications

Bannon MJ, Johnson MM, Michelhaugh SK et al. A Molecular Profile of Cocaine Abuse Includes the Differential Expression of Genes that Regulate Transcription, Chromatin, and Dopamine Cell Phenotype. *Neuropsychopharmacology* 2014-08-01 [PMID: 24642598] (IF/IHC)

Haggmark A, Bystrom S, Ayoglu B et al. Antibody-based profiling of cerebrospinal fluid within multiple sclerosis. *Proteomics* 2013-08-01 [PMID: 23696371]



Novus Biologicals USA

10730 E. Briarwood Avenue
Centennial, CO 80112
USA
Phone: 303.730.1950
Toll Free: 1.888.506.6887
Fax: 303.730.1966
nb-customerservice@bio-techne.com

Bio-Techne Canada

21 Canmotor Ave
Toronto, ON M8Z 4E6
Canada
Phone: 905.827.6400
Toll Free: 855.668.8722
Fax: 905.827.6402
canada.inquires@bio-techne.com

Bio-Techne Ltd

19 Barton Lane
Abingdon Science Park
Abingdon, OX14 3NB, United Kingdom
Phone: (44) (0) 1235 529449
Free Phone: 0800 37 34 15
Fax: (44) (0) 1235 533420
info.EMEA@bio-techne.com

General Contact Information

www.novusbio.com
Technical Support: nb-technical@bio-techne.com
Orders: nb-customerservice@bio-techne.com
General: novus@novusbio.com

Products Related to NBP1-90295

NBP1-90295PEP	Serpin A3/alpha 1-Antichymotrypsin Recombinant Protein Antigen
HAF008	Goat anti-Rabbit IgG Secondary Antibody [HRP]
NB7160	Goat anti-Rabbit IgG (H+L) Secondary Antibody [HRP]
NBP2-24891	Rabbit IgG Isotype Control

Limitations

This product is for research use only and is not approved for use in humans or in clinical diagnosis. Primary Antibodies are guaranteed for 1 year from date of receipt.

For more information on our 100% guarantee, please visit www.novusbio.com/guarantee

Earn gift cards/discounts by submitting a review: www.novusbio.com/reviews/submit/NBP1-90295

Earn gift cards/discounts by submitting a publication using this product:
www.novusbio.com/publications

