

Product Datasheet

Filamin A Antibody - BSA Free NBP1-90284

Unit Size: 0.1 ml

Store at 4C short term. Aliquot and store at -20C long term. Avoid freeze-thaw cycles.

www.novusbio.com



technical@novusbio.com

Protocols, Publications, Related Products, Reviews, Research Tools and Images at:
www.novusbio.com/NBP1-90284

Updated 12/2/2025 v.20.1

Earn rewards for product
reviews and publications.

Submit a publication at www.novusbio.com/publications

Submit a review at www.novusbio.com/reviews/destination/NBP1-90284



NBP1-90284

Filamin A Antibody - BSA Free

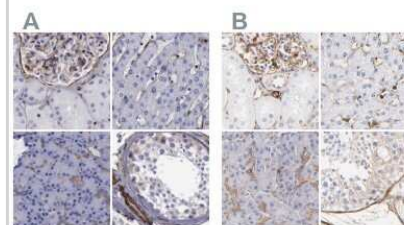
Product Information	
Unit Size	0.1 ml
Concentration	Concentrations vary lot to lot. See vial label for concentration. If unlisted please contact technical services.
Storage	Store at 4C short term. Aliquot and store at -20C long term. Avoid freeze-thaw cycles.
Clonality	Polyclonal
Preservative	0.02% Sodium Azide
Isotype	IgG
Purity	Affinity purified
Buffer	PBS (pH 7.2) and 40% Glycerol

Product Description	
Description	Novus Biologicals Rabbit Filamin A Antibody - BSA Free (NBP1-90284) is a polyclonal antibody validated for use in IHC and WB. All Novus Biologicals antibodies are covered by our 100% guarantee.
Host	Rabbit
Gene ID	2316
Gene Symbol	FLNA
Species	Human, Mouse, Rat
Immunogen	This antibody was developed against Recombinant Protein corresponding to amino acids: IKFADQHVP GSPF SVKVTG EGRV KESITRRRRAPSVANVGSHCDLSLKIPEISIQ DMTAQVTSPSGKTHEAEIVEGENHTY C IRFVPAEMGHTHTVSVKYKGQHVP GSP FQFTV

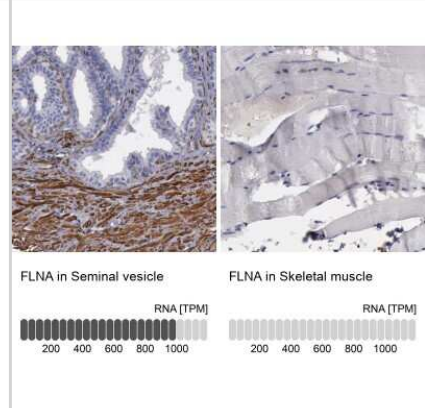
Product Application Details	
Applications	Western Blot, Immunohistochemistry-Paraffin, Immunohistochemistry
Recommended Dilutions	Western Blot 0.04-0.4 ug/ml, Immunohistochemistry 1:200 - 1:500, Immunohistochemistry-Paraffin 1:200 - 1:500
Application Notes	For IHC-Paraffin, HIER pH 6 retrieval is recommended.

Images

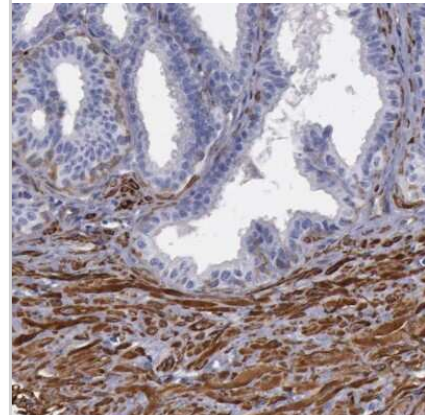
Immunohistochemistry-Paraffin: Filamin A Antibody [NBP1-90284] - Staining of human kidney, liver, pancreas and testis using Anti-FLNA antibody NBP1-90284 (A) shows similar protein distribution across tissues to independent antibody NBP1-90283 (B).



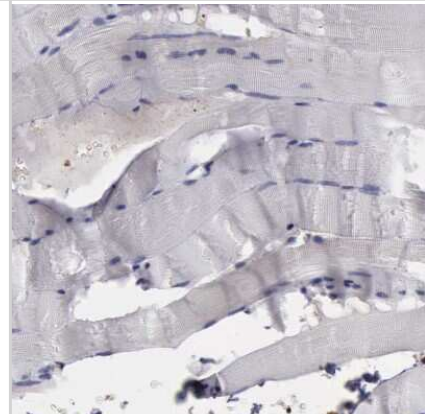
Immunohistochemistry-Paraffin: Filamin A Antibody [NBP1-90284] - Staining in human seminal vesicle and skeletal muscle tissues using anti-FLNA antibody. Corresponding FLNA RNA-seq data are presented for the same tissues.



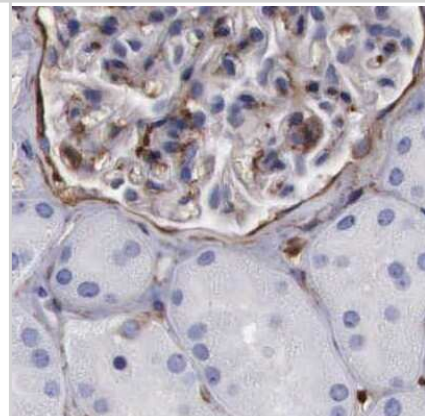
Immunohistochemistry-Paraffin: Filamin A Antibody [NBP1-90284] - Staining of human seminal vesicle shows high expression.



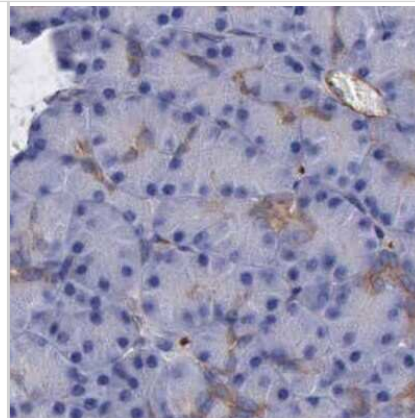
Immunohistochemistry-Paraffin: Filamin A Antibody [NBP1-90284] - Staining of human skeletal muscle shows low expression as expected.



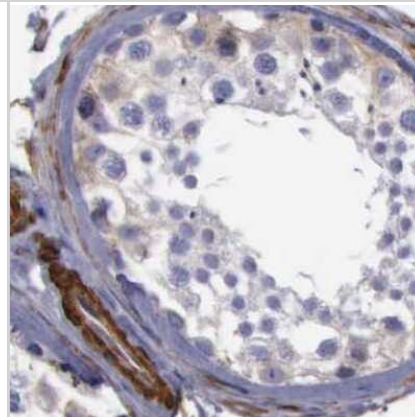
Immunohistochemistry-Paraffin: Filamin A Antibody [NBP1-90284] - Staining of human kidney.



Immunohistochemistry-Paraffin: Filamin A Antibody [NBP1-90284] - Staining of human pancreas.



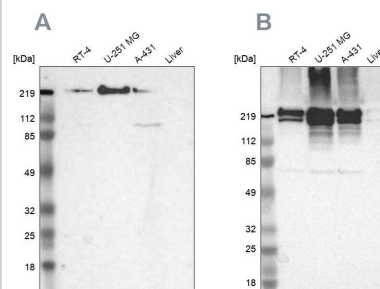
Immunohistochemistry-Paraffin: Filamin A Antibody [NBP1-90284] - Staining of human testis.



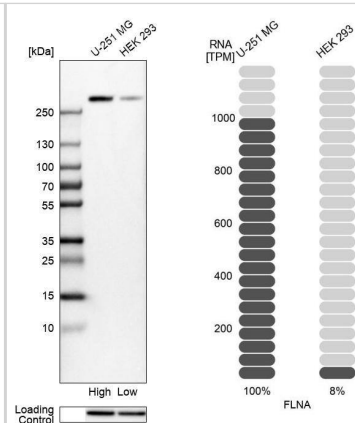
Immunohistochemistry-Paraffin: Filamin A Antibody [NBP1-90284] - Staining of human liver.



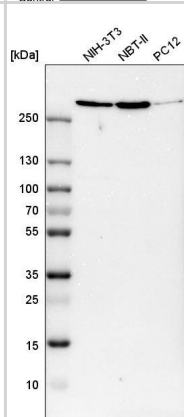
Analysis using antibody NBP1-90284 (A) shows similar pattern to independent antibody NBP1-90283 (B).



Analysis in human cell lines U-251MG and HEK293 using Anti-FLNA antibody. Corresponding FLNA RNA-seq data are presented for the same cell lines. Loading control: Anti-HSP90B1.



Analysis in mouse cell line NIH-3T3, rat cell line NBT-II and rat cell line pC12.





Novus Biologicals USA

10730 E. Briarwood Avenue
Centennial, CO 80112
USA
Phone: 303.730.1950
Toll Free: 1.888.506.6887
Fax: 303.730.1966
nb-customerservice@bio-techne.com

Bio-Techne Canada

21 Canmotor Ave
Toronto, ON M8Z 4E6
Canada
Phone: 905.827.6400
Toll Free: 855.668.8722
Fax: 905.827.6402
canada.inquires@bio-techne.com

Bio-Techne Ltd

19 Barton Lane
Abingdon Science Park
Abingdon, OX14 3NB, United Kingdom
Phone: (44) (0) 1235 529449
Free Phone: 0800 37 34 15
Fax: (44) (0) 1235 533420
info.EMEA@bio-techne.com

General Contact Information

www.novusbio.com
Technical Support: nb-technical@bio-techne.com
Orders: nb-customerservice@bio-techne.com
General: novus@novusbio.com

Products Related to NBP1-90284

NBP1-90284PEP	Filamin A Recombinant Protein Antigen
NBP2-33376H	Blue Marker Antibody (6F4-F6) [HRP]
HAF008	Goat anti-Rabbit IgG Secondary Antibody [HRP]
NB7160	Goat anti-Rabbit IgG (H+L) Secondary Antibody [HRP]
NBP2-24891	Rabbit IgG Isotype Control

Limitations

This product is for research use only and is not approved for use in humans or in clinical diagnosis. Primary Antibodies are guaranteed for 1 year from date of receipt.

For more information on our 100% guarantee, please visit www.novusbio.com/guarantee

Earn gift cards/discounts by submitting a review: www.novusbio.com/reviews/submit/NBP1-90284

Earn gift cards/discounts by submitting a publication using this product:
www.novusbio.com/publications

