

Product Datasheet

NLRP3/NALP3 Antibody - BSA Free NBP1-90207

Unit Size: 0.1 ml

Store at 4C short term. Aliquot and store at -20C long term. Avoid freeze-thaw cycles.

www.novusbio.com



technical@novusbio.com

Publications: 6

Protocols, Publications, Related Products, Reviews, Research Tools and Images at:
www.novusbio.com/NBP1-90207

Updated 12/2/2025 v.20.1

Earn rewards for product
reviews and publications.

Submit a publication at www.novusbio.com/publications

Submit a review at www.novusbio.com/reviews/destination/NBP1-90207

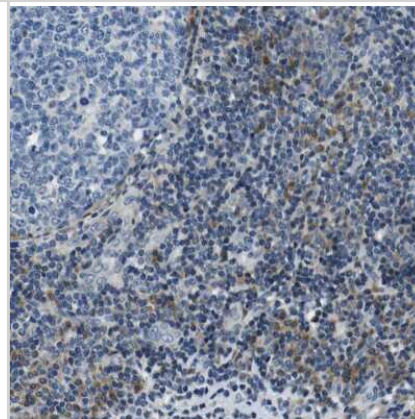


NBP1-90207**NLRP3/NALP3 Antibody - BSA Free**

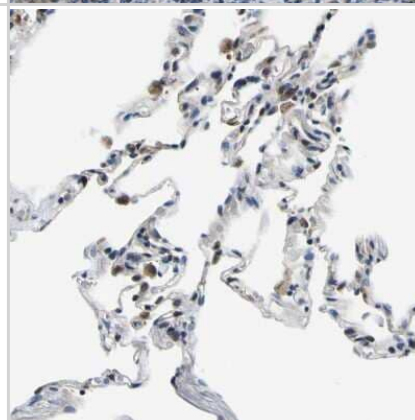
Product Information	
Unit Size	0.1 ml
Concentration	Concentrations vary lot to lot. See vial label for concentration. If unlisted please contact technical services.
Storage	Store at 4C short term. Aliquot and store at -20C long term. Avoid freeze-thaw cycles.
Clonality	Polyclonal
Preservative	0.02% Sodium Azide
Isotype	IgG
Purity	Affinity purified
Buffer	PBS (pH 7.2) and 40% Glycerol
Target Molecular Weight	118 kDa
Product Description	
Description	Novus Biologicals Rabbit NLRP3/NALP3 Antibody - BSA Free (NBP1-90207) is a polyclonal antibody validated for use in IHC and WB. Anti-NLRP3/NALP3 Antibody: Cited in 6 publications. All Novus Biologicals antibodies are covered by our 100% guarantee.
Host	Rabbit
Gene ID	114548
Gene Symbol	NLRP3
Species	Human
Reactivity Notes	Human reactivity reported in scientific literature (PMID: 20434582).
Immunogen	This antibody was developed against Recombinant Protein corresponding to NLRP3/NALP3 Antibody amino acids: FKMHLEDYPPQKGCIPRQGTEKADHVLDLTLMIDFNGEEKAWAMAVWIFAAI NRRDLYEKAKRDEPKWGSNDARVSNPTVICQEDSIEEEWMGLLEYLSRISICK MKKDYRKKYR
Product Application Details	
Applications	Western Blot, Immunohistochemistry-Paraffin, Immunohistochemistry
Recommended Dilutions	Western Blot 0.04-0.4 ug/ml, Immunohistochemistry 1:200 - 1:500, Immunohistochemistry-Paraffin 1:200 - 1:500
Application Notes	For IHC-Paraffin, HIER pH 6 retrieval is recommended. WB reactivity reported in scientific literature (PMID: 24006511), (PMID: 29466287).

Images

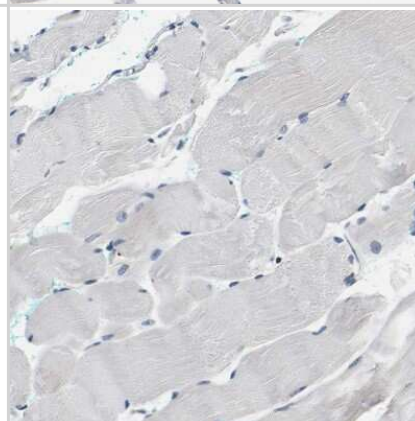
Immunohistochemistry-Paraffin: NLRP3/NALP3 Antibody [NBP1-90207]
- Staining of human tonsil shows moderate cytoplasmic positivity in non-germinal center cells.



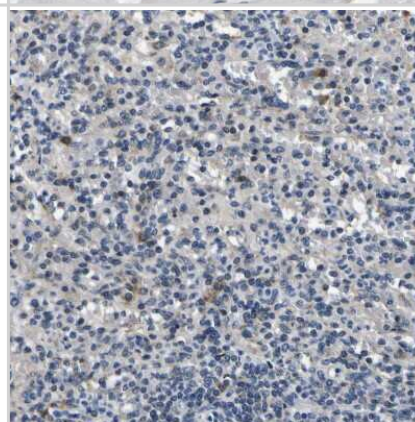
Immunohistochemistry-Paraffin: NLRP3/NALP3 Antibody [NBP1-90207]
- Staining of human lung shows moderate cytoplasmic positivity in macrophages.



Immunohistochemistry-Paraffin: NLRP3/NALP3 Antibody [NBP1-90207]
- Staining of human skeletal muscle shows no positivity in myocytes as expected.



Immunohistochemistry-Paraffin: NLRP3/NALP3 Antibody [NBP1-90207]
- Staining of human spleen shows cytoplasmic positivity in lymphoid cells.



Publications

Ho SC, Chang YH. Comparison of Inhibitory Capacities of 6-, 8- and 10-Gingerols/Shogaols on the Canonical NLRP3 Inflammasome-Mediated IL-1b Secretion. *Molecules*. 2018-02-21 [PMID: 29466287] (WB, Human)

L'homme L, Esser N, Riva L et al. Unsaturated fatty acids prevent activation of NLRP3 inflammasome in human monocytes/macrophages. *J Lipid Res* 2013-11-01 [PMID: 24006511] (WB, Human)

Abdul-Sater AA, Said-Sadier N, Padilla EV et al. Chlamydial infection of monocytes stimulates IL-1beta secretion through activation of the NLRP3 inflammasome. *Microbes Infect* 2010-08-01 [PMID: 20434582] (WB, Human)

Haneklaus M, Gerlic M, Kurowska-Stolarska M et al. Cutting edge: miR-223 and EBV miR-BART15 regulate the NLRP3 inflammasome and IL-1Beta production. *J Immunol* 2012-10-01 [PMID: 22984081]

Said-Sadier N, Padilla E, Langsley G et al. *Aspergillus fumigatus* stimulates the NLRP3 inflammasome through a pathway requiring ROS production and the Syk tyrosine kinase. *PLoS One*. 2010-04-01 [PMID: 20368800]

Abdul-Sater AA, Koo E, Hacker G et al. Inflammasome-dependent caspase-1 activation in cervical epithelial cells stimulates growth of the intracellular pathogen *Chlamydia trachomatis*. *J Biol Chem*. 2009-09-01 [PMID: 19648107]





Novus Biologicals USA

10730 E. Briarwood Avenue
Centennial, CO 80112
USA
Phone: 303.730.1950
Toll Free: 1.888.506.6887
Fax: 303.730.1966
nb-customerservice@bio-techne.com

Bio-Techne Canada

21 Canmotor Ave
Toronto, ON M8Z 4E6
Canada
Phone: 905.827.6400
Toll Free: 855.668.8722
Fax: 905.827.6402
canada.inquires@bio-techne.com

Bio-Techne Ltd

19 Barton Lane
Abingdon Science Park
Abingdon, OX14 3NB, United Kingdom
Phone: (44) (0) 1235 529449
Free Phone: 0800 37 34 15
Fax: (44) (0) 1235 533420
info.EMEA@bio-techne.com

General Contact Information

www.novusbio.com
Technical Support: nb-technical@bio-techne.com
Orders: nb-customerservice@bio-techne.com
General: novus@novusbio.com

Products Related to NBP1-90207

NBP1-90207PEP	NLRP3/NALP3 Recombinant Protein Antigen
NBP2-33376H	Blue Marker Antibody (6F4-F6) [HRP]
HAF008	Goat anti-Rabbit IgG Secondary Antibody [HRP]
NB7160	Goat anti-Rabbit IgG (H+L) Secondary Antibody [HRP]
NBP2-24891	Rabbit IgG Isotype Control

Limitations

This product is for research use only and is not approved for use in humans or in clinical diagnosis. Primary Antibodies are guaranteed for 1 year from date of receipt.

For more information on our 100% guarantee, please visit www.novusbio.com/guarantee

Earn gift cards/discounts by submitting a review: www.novusbio.com/reviews/submit/NBP1-90207

Earn gift cards/discounts by submitting a publication using this product:

www.novusbio.com/publications

