

Product Datasheet

ANKRD15 Antibody - BSA Free NBP1-90167

Unit Size: 0.1 ml

Store at 4C short term. Aliquot and store at -20C long term. Avoid freeze-thaw cycles.

www.novusbio.com



technical@novusbio.com

Publications: 1

Protocols, Publications, Related Products, Reviews, Research Tools and Images at:
www.novusbio.com/NBP1-90167

Updated 3/4/2026 v.20.1

Earn rewards for product
reviews and publications.

Submit a publication at www.novusbio.com/publications

Submit a review at www.novusbio.com/reviews/destination/NBP1-90167



NBP1-90167

ANKRD15 Antibody - BSA Free

Product Information	
Unit Size	0.1 ml
Concentration	Concentrations vary lot to lot. See vial label for concentration. If unlisted please contact technical services.
Storage	Store at 4C short term. Aliquot and store at -20C long term. Avoid freeze-thaw cycles.
Clonality	Polyclonal
Preservative	0.02% Sodium Azide
Isotype	IgG
Purity	Affinity purified
Buffer	PBS (pH 7.2) and 40% Glycerol

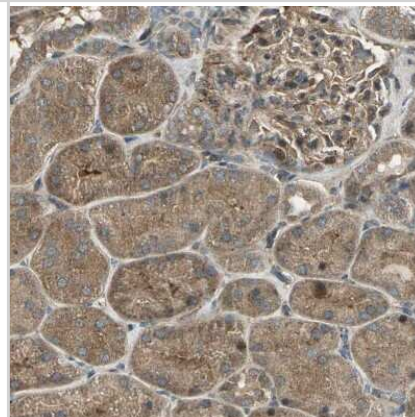
Product Description	
Host	Rabbit
Gene ID	23189
Gene Symbol	KANK1
Species	Human, Rat
Reactivity Notes	Immunogen displays the following percentage of sequence identity for non-tested species: Mouse (80%). Rat reactivity reported in scientific literature (PMID: 25961457).
Immunogen	This antibody was developed against Recombinant Protein corresponding to amino acids: INVCGVRKRSYSAGNASQLEQLSRARRSGGELYIDYEEEEEMETVEQSTQRIKE FRQLTADMQALEQKIQDSSCEASSELRENGECRSVAVGAEENMNDIVVYHRG SRSCKDAAVGTLVEMRNCGVSVTEAMLGVMTEADKEIE

Product Application Details	
Applications	Western Blot, Immunohistochemistry-Paraffin, Immunocytochemistry/ Immunofluorescence, Immunohistochemistry, Immunoprecipitation
Recommended Dilutions	Western Blot Reactivity reported in (PMID: 25961457), Immunohistochemistry 1:20 - 1:50, Immunocytochemistry/ Immunofluorescence Reactivity reported in (PMID: 25961457), Immunoprecipitation Reactivity reported in (PMID: 25961457), Immunohistochemistry-Paraffin 1:20 - 1:50
Application Notes	For IHC-Paraffin, HIER pH 6 retrieval is recommended.



Images

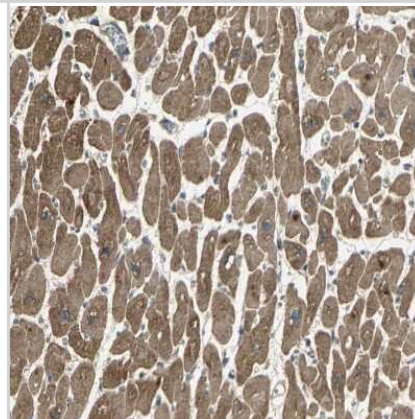
Immunohistochemistry-Paraffin: ANKRD15 Antibody [NBP1-90167] - Staining of human Kidney shows moderate cytoplasmic positivity in cells in tubules and glomeruli.



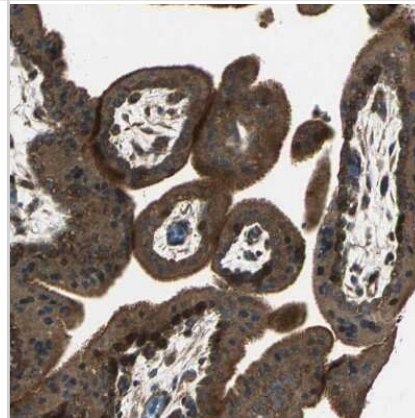
Immunohistochemistry-Paraffin: ANKRD15 Antibody [NBP1-90167] - Staining of human Cerebral cortex shows strong nuclear and cytoplasmic positivity in neuronal and glial cells.



Immunohistochemistry-Paraffin: ANKRD15 Antibody [NBP1-90167] - Staining of human Heart muscle shows strong cytoplasmic positivity in cardiomyocytes.



Immunohistochemistry-Paraffin: ANKRD15 Antibody [NBP1-90167] - Staining of human Placenta shows strong nuclear and cytoplasmic positivity in trophoblastic cells.



Publications

Gee HY, Zhang F, Ashraf S et al. KANK deficiency leads to podocyte dysfunction and nephrotic syndrome. J Clin Invest 2015-06-01 [PMID: 25961457] (ICC/IF, WB, IP, Rat, Human)



Novus Biologicals USA

10730 E. Briarwood Avenue
Centennial, CO 80112
USA
Phone: 303.730.1950
Toll Free: 1.888.506.6887
Fax: 303.730.1966
nb-customerservice@bio-techne.com

Bio-Techne Canada

21 Canmotor Ave
Toronto, ON M8Z 4E6
Canada
Phone: 905.827.6400
Toll Free: 855.668.8722
Fax: 905.827.6402
canada.inquires@bio-techne.com

Bio-Techne Ltd

19 Barton Lane
Abingdon Science Park
Abingdon, OX14 3NB, United Kingdom
Phone: (44) (0) 1235 529449
Free Phone: 0800 37 34 15
Fax: (44) (0) 1235 533420
info.EMEA@bio-techne.com

General Contact Information

www.novusbio.com
Technical Support: nb-technical@bio-techne.com
Orders: nb-customerservice@bio-techne.com
General: novus@novusbio.com

Products Related to NBP1-90167

NBP1-90167PEP	ANKRD15 Recombinant Protein Antigen
HAF008	Goat anti-Rabbit IgG Secondary Antibody [HRP]
NB7160	Goat anti-Rabbit IgG (H+L) Secondary Antibody [HRP]
NBP2-24891	Rabbit IgG Isotype Control

Limitations

This product is for research use only and is not approved for use in humans or in clinical diagnosis. Primary Antibodies are guaranteed for 1 year from date of receipt.

For more information on our 100% guarantee, please visit www.novusbio.com/guarantee

Earn gift cards/discounts by submitting a review: www.novusbio.com/reviews/submit/NBP1-90167

Earn gift cards/discounts by submitting a publication using this product:
www.novusbio.com/publications

