

Product Datasheet

Annexin A9 Antibody - BSA Free NBP1-90152

Unit Size: 0.1 ml

Store at 4C short term. Aliquot and store at -20C long term. Avoid freeze-thaw cycles.

www.novusbio.com



technical@novusbio.com

Protocols, Publications, Related Products, Reviews, Research Tools and Images at:
www.novusbio.com/NBP1-90152

Updated 12/2/2025 v.20.1

Earn rewards for product
reviews and publications.

Submit a publication at www.novusbio.com/publications

Submit a review at www.novusbio.com/reviews/destination/NBP1-90152



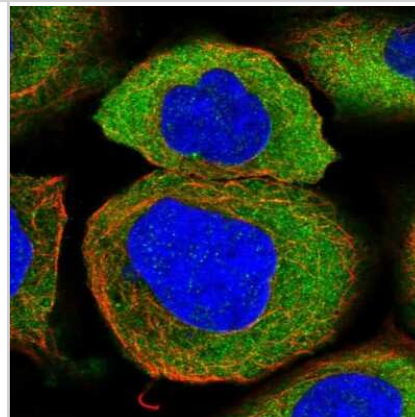
NBP1-90152

Annexin A9 Antibody - BSA Free

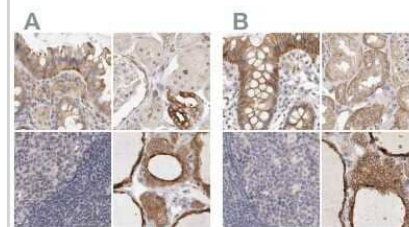
Product Information	
Unit Size	0.1 ml
Concentration	Concentrations vary lot to lot. See vial label for concentration. If unlisted please contact technical services.
Storage	Store at 4C short term. Aliquot and store at -20C long term. Avoid freeze-thaw cycles.
Clonality	Polyclonal
Preservative	0.02% Sodium Azide
Isotype	IgG
Purity	Affinity purified
Buffer	PBS (pH 7.2) and 40% Glycerol
Target Molecular Weight	38 kDa
Product Description	
Description	Novus Biologicals Rabbit Annexin A9 Antibody - BSA Free (NBP1-90152) is a polyclonal antibody validated for use in IHC, WB and ICC/IF. All Novus Biologicals antibodies are covered by our 100% guarantee.
Host	Rabbit
Gene ID	8416
Gene Symbol	ANXA9
Species	Human
Immunogen	This antibody was developed against Recombinant Protein corresponding to amino acids: SYSGIIDYNLAEQDVQALQRAEGPSREETWVPVFTQRNPEHLIRVFDQYQRST GQELEEAVQNRFHGDAQVAL
Product Application Details	
Applications	Western Blot, Immunohistochemistry-Paraffin, Immunocytochemistry/ Immunofluorescence, Immunohistochemistry
Recommended Dilutions	Western Blot 0.04-0.4 ug/ml, Immunohistochemistry 1:200 - 1:500, Immunocytochemistry/ Immunofluorescence 0.25-2 ug/ml, Immunohistochemistry-Paraffin 1:200 - 1:500
Application Notes	For IHC-Paraffin, HIER pH 6 retrieval is recommended. Immunocytochemistry/Immunofluorescence Fixation Permeabilization: Use PFA/Triton X-100.

Images

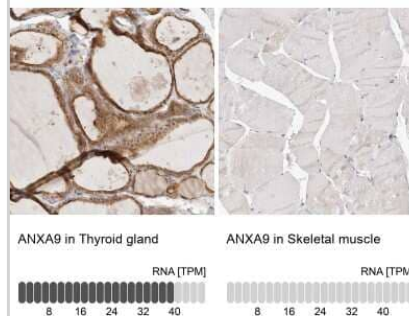
Immunocytochemistry/Immunofluorescence: Annexin A9 Antibody [NBP1-90152] - Immunofluorescent staining of human cell line A-431 shows localization to cytosol.



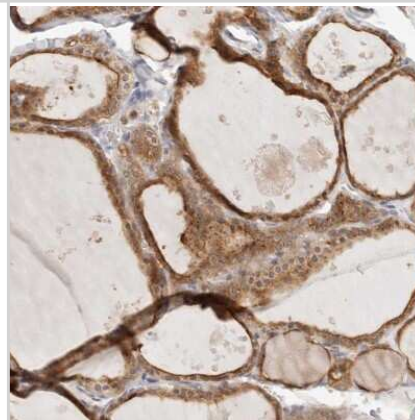
Immunohistochemistry-Paraffin: Annexin A9 Antibody [NBP1-90152] - Staining of human colon, kidney, lymph node and thyroid gland using Anti-ANXA9 antibody NBP1-90152 (A) shows similar protein distribution across tissues to independent antibody NBP1-90153 (B).



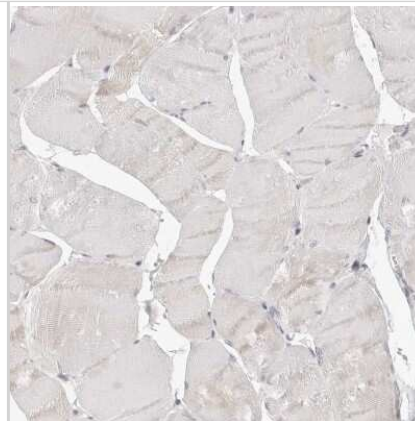
Immunohistochemistry-Paraffin: Annexin A9 Antibody [NBP1-90152] - Staining in human thyroid gland and skeletal muscle tissues using anti-ANXA9 antibody. Corresponding ANXA9 RNA-seq data are presented for the same tissues.



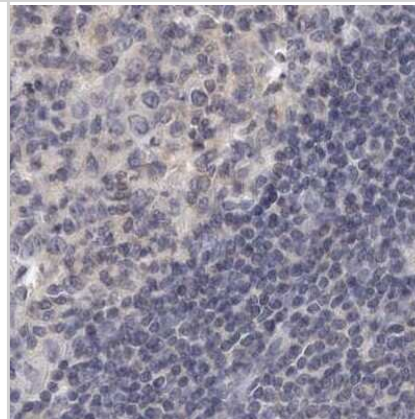
Western Blot: Annexin A9 Antibody [NBP1-90152] - Staining of human thyroid gland shows high expression.



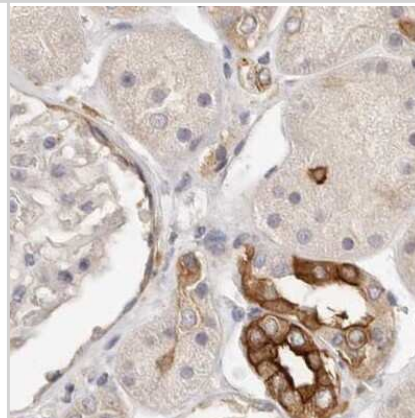
Immunohistochemistry-Paraffin: Annexin A9 Antibody [NBP1-90152] - Staining of human skeletal muscle shows low expression as expected.



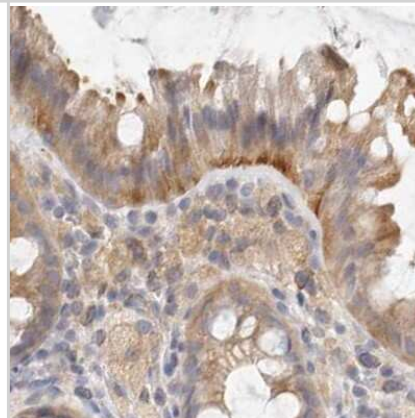
Immunohistochemistry-Paraffin: Annexin A9 Antibody [NBP1-90152] - Staining of human lymph node.




Immunohistochemistry-Paraffin: Annexin A9 Antibody [NBP1-90152] - Staining of human kidney.



Immunohistochemistry-Paraffin: Annexin A9 Antibody [NBP1-90152] - Staining of human colon.



Lane 1: Marker [kDa] 230, 130, 95, 72, 56, 36, 28, 17, 11
Lane 2: Human cell line RT-4
Lane 3: Human cell line U-251MG sp
Lane 4: Human plasma (IgG/HSA depleted)
Lane 5: Human liver tissue
Lane 6: Human tonsil tissue





Novus Biologicals USA

10730 E. Briarwood Avenue
Centennial, CO 80112
USA
Phone: 303.730.1950
Toll Free: 1.888.506.6887
Fax: 303.730.1966
nb-customerservice@bio-techne.com

Bio-Techne Canada

21 Canmotor Ave
Toronto, ON M8Z 4E6
Canada
Phone: 905.827.6400
Toll Free: 855.668.8722
Fax: 905.827.6402
canada.inquires@bio-techne.com

Bio-Techne Ltd

19 Barton Lane
Abingdon Science Park
Abingdon, OX14 3NB, United Kingdom
Phone: (44) (0) 1235 529449
Free Phone: 0800 37 34 15
Fax: (44) (0) 1235 533420
info.EMEA@bio-techne.com

General Contact Information

www.novusbio.com
Technical Support: nb-technical@bio-techne.com
Orders: nb-customerservice@bio-techne.com
General: novus@novusbio.com

Products Related to NBP1-90152

NBP1-90152PEP	Annexin A9 Recombinant Protein Antigen
NBP2-33376H	Blue Marker Antibody (6F4-F6) [HRP]
HAF008	Goat anti-Rabbit IgG Secondary Antibody [HRP]
NB7160	Goat anti-Rabbit IgG (H+L) Secondary Antibody [HRP]
NBP2-24891	Rabbit IgG Isotype Control

Limitations

This product is for research use only and is not approved for use in humans or in clinical diagnosis. Primary Antibodies are guaranteed for 1 year from date of receipt.

For more information on our 100% guarantee, please visit www.novusbio.com/guarantee

Earn gift cards/discounts by submitting a review: www.novusbio.com/reviews/submit/NBP1-90152

Earn gift cards/discounts by submitting a publication using this product:
www.novusbio.com/publications

