

Product Datasheet

clAP-2/HiAP-1 Antibody - BSA Free NBP1-90132

Unit Size: 0.1 ml

Store at 4C short term. Aliquot and store at -20C long term. Avoid freeze-thaw cycles.

www.novusbio.com



technical@novusbio.com

Reviews: 1 Publications: 3

Protocols, Publications, Related Products, Reviews, Research Tools and Images at:
www.novusbio.com/NBP1-90132

Updated 12/2/2025 v.20.1

**Earn rewards for product
reviews and publications.**

Submit a publication at www.novusbio.com/publications

Submit a review at www.novusbio.com/reviews/destination/NBP1-90132



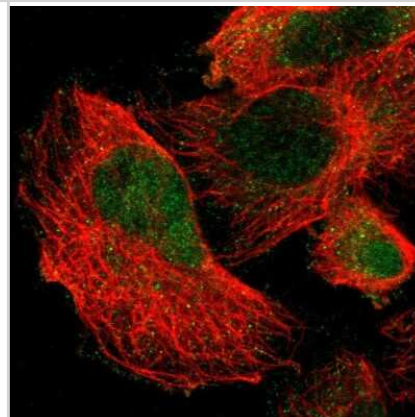
NBP1-90132

cIAP-2/HiAP-1 Antibody - BSA Free

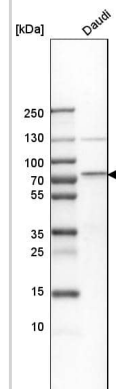
Product Information	
Unit Size	0.1 ml
Concentration	Concentrations vary lot to lot. See vial label for concentration. If unlisted please contact technical services.
Storage	Store at 4C short term. Aliquot and store at -20C long term. Avoid freeze-thaw cycles.
Clonality	Polyclonal
Preservative	0.02% Sodium Azide
Isotype	IgG
Purity	Affinity purified
Buffer	PBS (pH 7.2) and 40% Glycerol
Product Description	
Description	Novus Biologicals Rabbit cIAP-2/HiAP-1 Antibody - BSA Free (NBP1-90132) is a polyclonal antibody validated for use in WB and ICC/IF. Anti-cIAP-2/HiAP-1 Antibody: Cited in 3 publications. All Novus Biologicals antibodies are covered by our 100% guarantee.
Host	Rabbit
Gene ID	330
Gene Symbol	BIRC3
Species	Human, Mouse
Reactivity Notes	Mouse neonatal cardiac myocytes in under normal and hypoxic conditions. Wb image submitted by verified customer review.
Immunogen	This antibody was developed against Recombinant Protein corresponding to amino acids: QHAKWFPRCEYLIRIKGQEFIRQVQASYPHLLEQLLSTSDSPGDENAESSIIHFE PGEDHSEDAIMMNTPVINA AAVEMGF SRSLVKQTVQRKILATGENYRLVNDLVLD LLNAEDEIREEEERERATEE
Product Application Details	
Applications	Western Blot, Immunocytochemistry/ Immunofluorescence
Recommended Dilutions	Western Blot 0.04 - 0.4 ug/ml, Immunocytochemistry/ Immunofluorescence 0.25-2 ug/ml
Application Notes	ICC/IF Fixation Permeabilization: PFA/Triton X-100

Images


Immunocytochemistry/Immunofluorescence: cIAP-2/HiAP-1 Antibody [NBP1-90132] - Staining of human cell line U-251 MG shows localization to nucleoplasm & cytosol. Antibody staining is shown in green.



Analysis in human cell line Daudi.



Western Blot: cIAP-2/HiAP-1 Antibody [NBP1-90132] - Mouse neonatal cardiac myocytes in under normal and hypoxic conditions. Wb image submitted by verified customer review.



Publications

Jones DR, Moskaluk CA, Gillenwater HH et al. Phase I Trial of Induction Histone Deacetylase and Proteasome Inhibition Followed by Surgery in Non-small Cell Lung Cancer. *J Thorac Oncol* 2012-11-01 [PMID: 23059775]

Almubarak H, Jones A, Chaisuparat R et al. Zoledronic acid directly suppresses cell proliferation and induces apoptosis in highly tumorigenic prostate and breast cancers. *J Carcinog* 2011 Jan 15 [PMID: 21297922]

Mulder J, Bjorling E, Jonasson K et al. Tissue Profiling of the Mammalian Central Nervous System Using Human Antibody-based Proteomics. *Mol Cell Proteomics* 2009-07-01 [PMID: 19351664]



Novus Biologicals USA

10730 E. Briarwood Avenue
Centennial, CO 80112
USA
Phone: 303.730.1950
Toll Free: 1.888.506.6887
Fax: 303.730.1966
nb-customerservice@bio-techne.com

Bio-Techne Canada

21 Canmotor Ave
Toronto, ON M8Z 4E6
Canada
Phone: 905.827.6400
Toll Free: 855.668.8722
Fax: 905.827.6402
canada.inquires@bio-techne.com

Bio-Techne Ltd

19 Barton Lane
Abingdon Science Park
Abingdon, OX14 3NB, United Kingdom
Phone: (44) (0) 1235 529449
Free Phone: 0800 37 34 15
Fax: (44) (0) 1235 533420
info.EMEA@bio-techne.com

General Contact Information

www.novusbio.com
Technical Support: nb-technical@bio-techne.com
Orders: nb-customerservice@bio-techne.com
General: novus@novusbio.com

Products Related to NBP1-90132

NBP1-90132PEP	cIAP-2/HiAP-1 Recombinant Protein Antigen
NBP2-33376H	Blue Marker Antibody (6F4-F6) [HRP]
HAF008	Goat anti-Rabbit IgG Secondary Antibody [HRP]
NB7160	Goat anti-Rabbit IgG (H+L) Secondary Antibody [HRP]
NBP2-24891	Rabbit IgG Isotype Control

Limitations

This product is for research use only and is not approved for use in humans or in clinical diagnosis. Primary Antibodies are guaranteed for 1 year from date of receipt.

For more information on our 100% guarantee, please visit www.novusbio.com/guarantee

Earn gift cards/discounts by submitting a review: www.novusbio.com/reviews/submit/NBP1-90132

Earn gift cards/discounts by submitting a publication using this product:
www.novusbio.com/publications

