

# Product Datasheet

## mtRNA polymerase Antibody - BSA Free NBP1-90126

Unit Size: 0.1 ml

Store at 4C short term. Aliquot and store at -20C long term. Avoid freeze-thaw cycles.

[www.novusbio.com](http://www.novusbio.com)



[technical@novusbio.com](mailto:technical@novusbio.com)

### Publications: 2

Protocols, Publications, Related Products, Reviews, Research Tools and Images at:  
[www.novusbio.com/NBP1-90126](http://www.novusbio.com/NBP1-90126)

Updated 12/2/2025 v.20.1

Earn rewards for product  
reviews and publications.

Submit a publication at [www.novusbio.com/publications](http://www.novusbio.com/publications)

Submit a review at [www.novusbio.com/reviews/destination/NBP1-90126](http://www.novusbio.com/reviews/destination/NBP1-90126)



**NBP1-90126**

mtRNA polymerase Antibody - BSA Free

Product Information	
Unit Size	0.1 ml
Concentration	Concentrations vary lot to lot. See vial label for concentration. If unlisted please contact technical services.
Storage	Store at 4C short term. Aliquot and store at -20C long term. Avoid freeze-thaw cycles.
Clonality	Polyclonal
Preservative	0.02% Sodium Azide
Isotype	IgG
Purity	Affinity purified
Buffer	PBS (pH 7.2) and 40% Glycerol

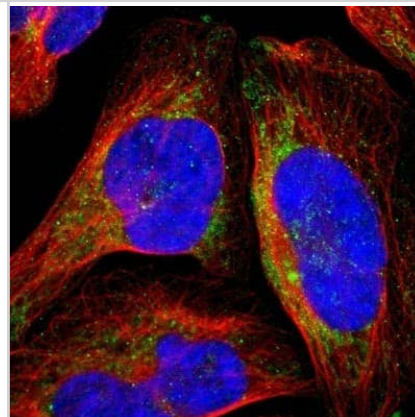
Product Description	
Description	Novus Biologicals Rabbit mtRNA polymerase Antibody - BSA Free (NBP1-90126) is a polyclonal antibody validated for use in IHC and ICC/IF. Anti-mtRNA polymerase Antibody: Cited in 2 publications. All Novus Biologicals antibodies are covered by our 100% guarantee.
Host	Rabbit
Gene ID	5442
Gene Symbol	POLRMT
Species	Human
Reactivity Notes	Reactivity reported in scientific literature (PMID: 23070475)
Immunogen	This antibody was developed against Recombinant Protein corresponding to amino acids: ELVYVLFMVKDAGLTPDLLSYAAALQCMGRQDQDAGTIERCLEQMSQEGLKL QALFTA VLLSEEDRATV LKAVHKVKPTFSLPPQLPPPVNTSKLLRDVYAKDGRV SYPKLHLPLKTLQCLFEKQLH

Product Application Details	
Applications	Immunohistochemistry-Paraffin, Immunocytochemistry/ Immunofluorescence, Immunohistochemistry
Recommended Dilutions	Immunohistochemistry 1:20 - 1:50, Immunocytochemistry/ Immunofluorescence 0.25-2 ug/ml, Immunohistochemistry-Paraffin 1:20 - 1:50
Application Notes	For IHC-Paraffin, HIER pH 6 retrieval is recommended. ICC/IF Fixation Permeabilization: Use PFA/Triton X-100.

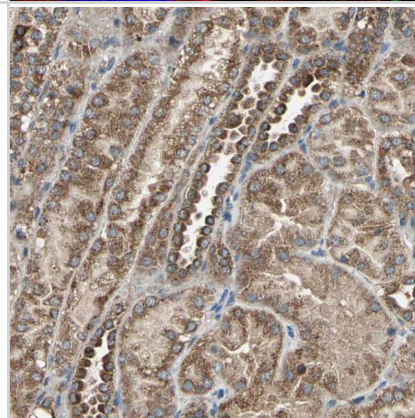


## Images

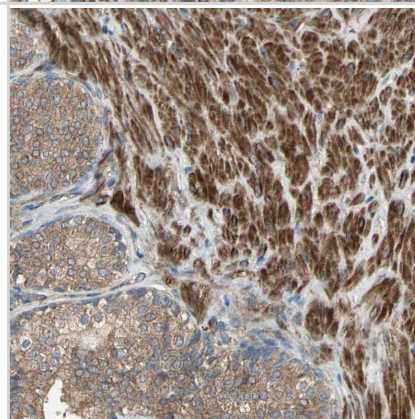
Immunocytochemistry/Immunofluorescence: mtRNA polymerase Antibody [NBP1-90126] - Immunofluorescent staining of human cell line U-2 OS shows localization to mitochondria. Antibody staining is shown in green.



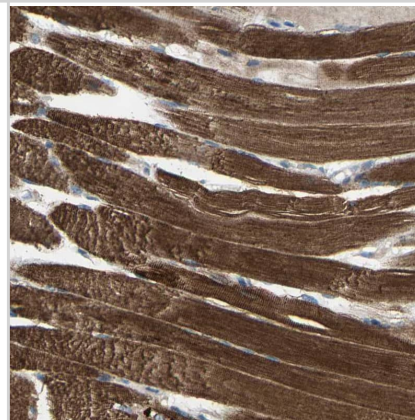
Staining of human kidney shows moderate granular cytoplasmic positivity in cells in tubules.



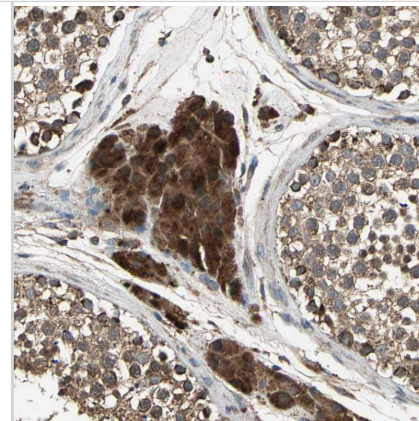
Staining of human prostate shows strong granular cytoplasmic positivity in smooth muscle cells.



Staining of human skeletal muscle shows strong granular cytoplasmic positivity in myocytes.



Staining of human testis shows strong granular cytoplasmic positivity in Leydig cells.



## Publications

Sotgia F, Whitaker-Menezes D, Martinez-Outschoorn UE et al. Mitochondria fuel breast cancer metabolism: Fifteen markers of mitochondrial biogenesis label epithelial cancer cells, but are excluded from adjacent stromal cells. *Cell Cycle* 2012-12-01 [PMID: 23172368] (IF/IHC, Human)

Salem AF, Whitaker-Menezes D, Howell A et al. Mitochondrial biogenesis in epithelial cancer cells promotes breast cancer tumor growth and confers autophagy resistance. *Cell Cycle* 2012-11-15 [PMID: 23070475]



### **Novus Biologicals USA**

10730 E. Briarwood Avenue  
Centennial, CO 80112  
USA  
Phone: 303.730.1950  
Toll Free: 1.888.506.6887  
Fax: 303.730.1966  
nb-customerservice@bio-techne.com

### **Bio-Techne Canada**

21 Canmotor Ave  
Toronto, ON M8Z 4E6  
Canada  
Phone: 905.827.6400  
Toll Free: 855.668.8722  
Fax: 905.827.6402  
canada.inquires@bio-techne.com

### **Bio-Techne Ltd**

19 Barton Lane  
Abingdon Science Park  
Abingdon, OX14 3NB, United Kingdom  
Phone: (44) (0) 1235 529449  
Free Phone: 0800 37 34 15  
Fax: (44) (0) 1235 533420  
info.EMEA@bio-techne.com

### **General Contact Information**

www.novusbio.com  
Technical Support: nb-technical@bio-techne.com  
Orders: nb-customerservice@bio-techne.com  
General: novus@novusbio.com

### **Products Related to NBP1-90126**

---

NBP1-90126PEP	mtRNA polymerase Recombinant Protein Antigen
HAF008	Goat anti-Rabbit IgG Secondary Antibody [HRP]
NB7160	Goat anti-Rabbit IgG (H+L) Secondary Antibody [HRP]
NBP2-24891	Rabbit IgG Isotype Control

---

### **Limitations**

This product is for research use only and is not approved for use in humans or in clinical diagnosis. Primary Antibodies are guaranteed for 1 year from date of receipt.

For more information on our 100% guarantee, please visit [www.novusbio.com/guarantee](http://www.novusbio.com/guarantee)

Earn gift cards/discounts by submitting a review: [www.novusbio.com/reviews/submit/NBP1-90126](http://www.novusbio.com/reviews/submit/NBP1-90126)

Earn gift cards/discounts by submitting a publication using this product:  
[www.novusbio.com/publications](http://www.novusbio.com/publications)

