

Product Datasheet

Ropporin 1-like Antibody - BSA Free NBP1-90081

Unit Size: 0.1 ml

Store at 4C short term. Aliquot and store at -20C long term. Avoid freeze-thaw cycles.

www.novusbio.com



technical@novusbio.com

Publications: 1

Protocols, Publications, Related Products, Reviews, Research Tools and Images at:
www.novusbio.com/NBP1-90081

Updated 12/2/2025 v.20.1

Earn rewards for product
reviews and publications.

Submit a publication at www.novusbio.com/publications

Submit a review at www.novusbio.com/reviews/destination/NBP1-90081



NBP1-90081

Ropporin 1-like Antibody - BSA Free

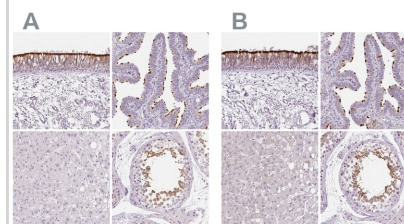
Product Information	
Unit Size	0.1 ml
Concentration	Concentrations vary lot to lot. See vial label for concentration. If unlisted please contact technical services.
Storage	Store at 4C short term. Aliquot and store at -20C long term. Avoid freeze-thaw cycles.
Clonality	Polyclonal
Preservative	0.02% Sodium Azide
Isotype	IgG
Purity	Affinity purified
Buffer	PBS (pH 7.2) and 40% Glycerol

Product Description	
Description	Novus Biologicals Rabbit Ropporin 1-like Antibody - BSA Free (NBP1-90081) is a polyclonal antibody validated for use in IHC. Anti-Ropporin 1-like Antibody: Cited in 1 publication. All Novus Biologicals antibodies are covered by our 100% guarantee.
Host	Rabbit
Gene ID	83853
Gene Symbol	ROPN1L
Species	Human
Reactivity Notes	Reactivity reported in scientific literature (PMID: 24518672).
Immunogen	This antibody was developed against Recombinant Protein corresponding to amino acids: IPFKTFSYVYRYLARLDSDVSPLETESYLASLKENIDARKNGMIGLSDFFFPKRK LLESIENSEDV

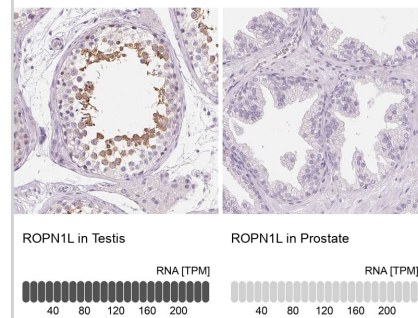
Product Application Details	
Applications	Immunohistochemistry-Paraffin, Immunohistochemistry
Recommended Dilutions	Immunohistochemistry 1:2500 - 1:5000, Immunohistochemistry-Paraffin 1:2500 - 1:5000
Application Notes	For IHC-Paraffin, HIER pH 6 retrieval is recommended.

Images

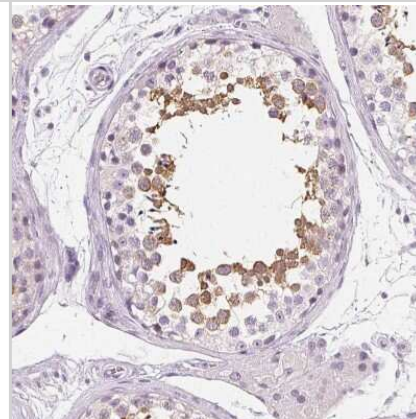
Staining of human bronchus).



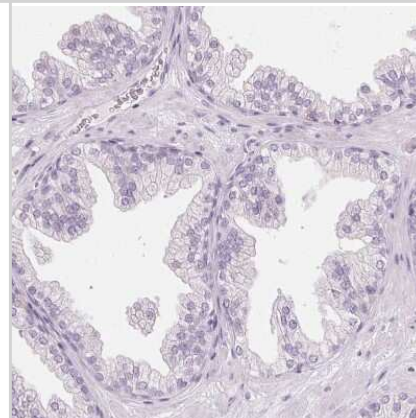
Analysis in human testis and prostate tissues using NBP1-90081 antibody. Corresponding ROPN1L RNA-seq data are presented for the same tissues.



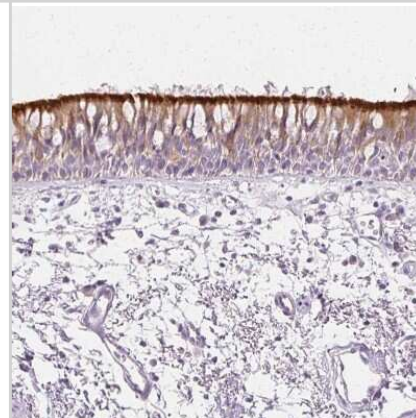
Immunohistochemistry-Paraffin: Ropporin 1-like Antibody [NBP1-90081]
- Staining of human testis shows moderate cytoplasmic positivity in cells in seminiferous ducts.



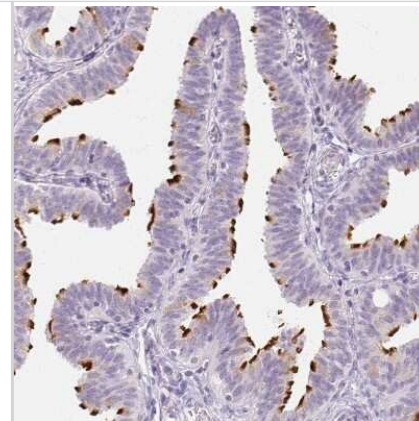
Immunohistochemistry-Paraffin: Ropporin 1-like Antibody [NBP1-90081]
- Staining of human prostate shows no positivity in glandular cells as expected.



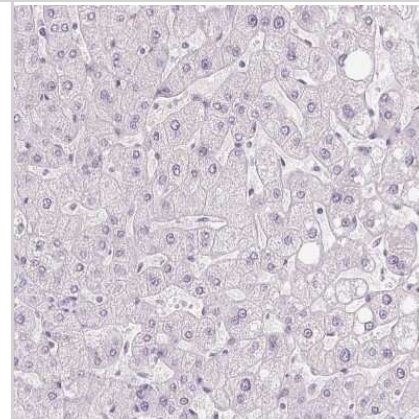
Immunohistochemistry-Paraffin: Ropporin 1-like Antibody [NBP1-90081]
- Staining of human bronchus shows strong membranous positivity in respiratory epithelial cells.



Immunohistochemistry-Paraffin: Ropporin 1-like Antibody [NBP1-90081]
- Staining of human Fallopian tube shows strong positivity in cilia in glandular cells.



Immunohistochemistry-Paraffin: Ropporin 1-like Antibody [NBP1-90081]
- Staining of human liver shows no positivity in hepatocytes as expected.



Publications

Onoufriadis A, Shoemark A, Schmidts M et al. Targeted NGS gene panel identifies mutations in RSPH1 causing primary ciliary dyskinesia and a common mechanism for ciliary central pair agenesis due to radial spoke defects. Hum Mol Genet 2014-07-01 [PMID: 24518672]



Novus Biologicals USA

10730 E. Briarwood Avenue
Centennial, CO 80112
USA
Phone: 303.730.1950
Toll Free: 1.888.506.6887
Fax: 303.730.1966
nb-customerservice@bio-techne.com

Bio-Techne Canada

21 Canmotor Ave
Toronto, ON M8Z 4E6
Canada
Phone: 905.827.6400
Toll Free: 855.668.8722
Fax: 905.827.6402
canada.inquires@bio-techne.com

Bio-Techne Ltd

19 Barton Lane
Abingdon Science Park
Abingdon, OX14 3NB, United Kingdom
Phone: (44) (0) 1235 529449
Free Phone: 0800 37 34 15
Fax: (44) (0) 1235 533420
info.EMEA@bio-techne.com

General Contact Information

www.novusbio.com
Technical Support: nb-technical@bio-techne.com
Orders: nb-customerservice@bio-techne.com
General: novus@novusbio.com

Products Related to NBP1-90081

NBP1-90081PEP	Ropporin 1-like Recombinant Protein Antigen
HAF008	Goat anti-Rabbit IgG Secondary Antibody [HRP]
NB7160	Goat anti-Rabbit IgG (H+L) Secondary Antibody [HRP]
NBP2-24891	Rabbit IgG Isotype Control

Limitations

This product is for research use only and is not approved for use in humans or in clinical diagnosis. Primary Antibodies are guaranteed for 1 year from date of receipt.

For more information on our 100% guarantee, please visit www.novusbio.com/guarantee

Earn gift cards/discounts by submitting a review: www.novusbio.com/reviews/submit/NBP1-90081

Earn gift cards/discounts by submitting a publication using this product:
www.novusbio.com/publications

