

Product Datasheet

ASPP1 Antibody - BSA Free

NBP1-90078

Unit Size: 0.1 ml

Store at 4C short term. Aliquot and store at -20C long term. Avoid freeze-thaw cycles.

www.novusbio.com



technical@novusbio.com

Protocols, Publications, Related Products, Reviews, Research Tools and Images at:
www.novusbio.com/NBP1-90078

Updated 12/2/2025 v.20.1

Earn rewards for product
reviews and publications.

Submit a publication at www.novusbio.com/publications

Submit a review at www.novusbio.com/reviews/destination/NBP1-90078



NBP1-90078

ASPP1 Antibody - BSA Free

| Product Information | |
|----------------------|------------------------------------------------------------------------------------------------------------------|
| Unit Size | 0.1 ml |
| Concentration | Concentrations vary lot to lot. See vial label for concentration. If unlisted please contact technical services. |
| Storage | Store at 4C short term. Aliquot and store at -20C long term. Avoid freeze-thaw cycles. |
| Clonality | Polyclonal |
| Preservative | 0.02% Sodium Azide |
| Isotype | IgG |
| Purity | Affinity purified |
| Buffer | PBS (pH 7.2) and 40% Glycerol |

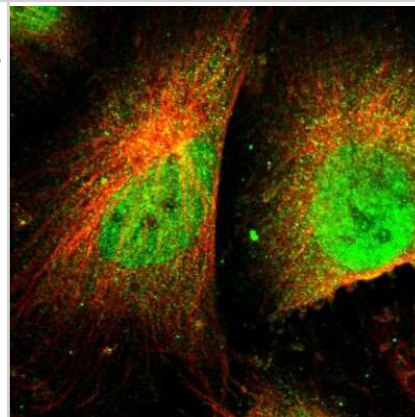
| Product Description | |
|---------------------|------------------------------------------------------------------------------------------------------------------------------------------------------------------------------------------------------------------------------------------------------|
| Description | Novus Biologicals Rabbit ASPP1 Antibody - BSA Free (NBP1-90078) is a polyclonal antibody validated for use in IHC, WB and ICC/IF. All Novus Biologicals antibodies are covered by our 100% guarantee. |
| Host | Rabbit |
| Gene ID | 23368 |
| Gene Symbol | PPP1R13B |
| Species | Human, Mouse, Rat |
| Immunogen | This antibody was developed against Recombinant Protein corresponding to amino acids: PNIQKLLYQRFNTLAGGMEGTPFYQPSPSQDFMGTLADVDNGNTNANGNLEE LPPAQPTAPLPAEPAPSSDANDNELPSPEPEELICPQTTHQTAEPaedNNNNV ATVPTTEQIPSPVAEAPSPGEEQVPPAPLPPASHPPATSTNK |

| Product Application Details | |
|------------------------------|------------------------------------------------------------------------------------------------------------------------------------------------------------------|
| Applications | Western Blot, Immunohistochemistry-Paraffin, Immunocytochemistry/ Immunofluorescence, Immunohistochemistry |
| Recommended Dilutions | Western Blot 0.04-0.4 ug/ml, Immunohistochemistry 1:50 - 1:200, Immunocytochemistry/ Immunofluorescence 0.25-2 ug/ml, Immunohistochemistry-Paraffin 1:50 - 1:200 |
| Application Notes | For IHC-Paraffin, HIER pH 6 retrieval is recommended. Immunocytochemistry/Immunofluorescence Fixation Permeabilization: Use PFA/Triton X-100. |

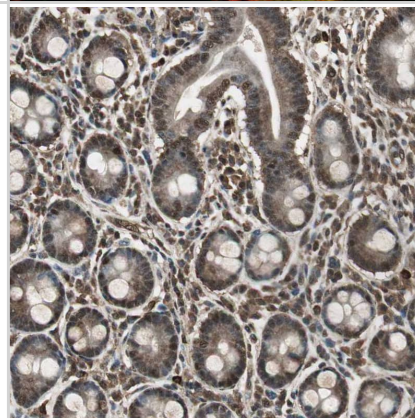


Images

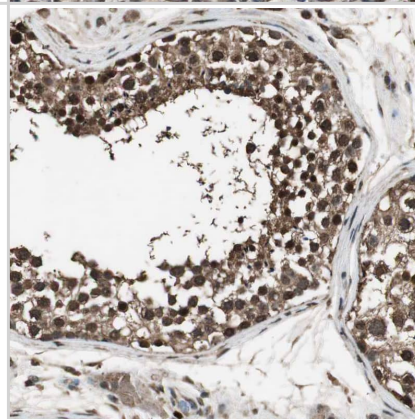
Immunocytochemistry/Immunofluorescence: ASPP1 Antibody [NBP1-90078] - Immunofluorescent staining of human cell line U-251 MG shows localization to nucleoplasm & cytosol.



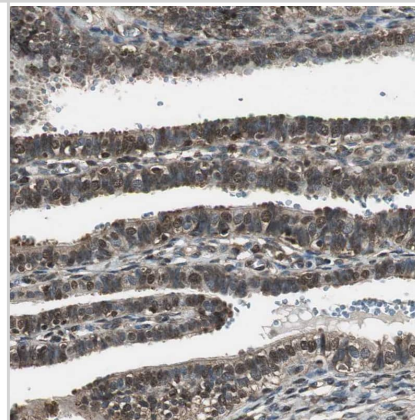
Staining of human duodenum shows strong nuclear positivity in glandular cells.



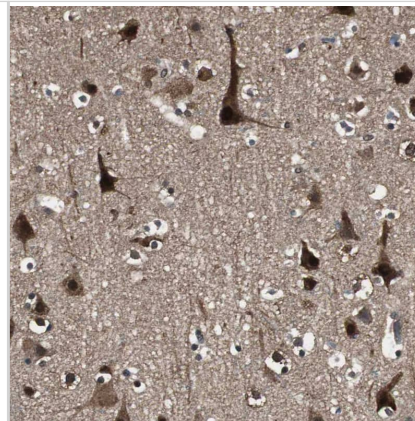
Staining of human testis shows strong nuclear positivity in cells in seminiferous ducts.



Staining of human fallopian tube shows strong nuclear positivity in glandular cells.



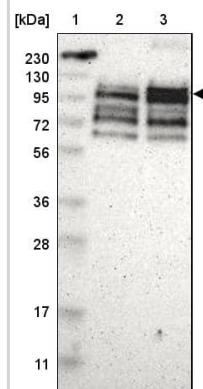
Staining of human cerebral cortex shows strong nuclear and cytoplasmic positivity in neurons.



Lane 1: Marker [kDa] 230, 130, 95, 72, 56, 36, 28, 17, 11

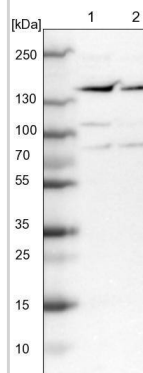
Lane 2: Human cell line RT-4

Lane 3: Human cell line U-251MG sp



Lane 1: NIH-3T3 cell lysate (Mouse embryonic fibroblast cells)

Lane 2: NBT-II cell lysate (Rat Wistar bladder tumour cells)





Novus Biologicals USA

10730 E. Briarwood Avenue
Centennial, CO 80112
USA
Phone: 303.730.1950
Toll Free: 1.888.506.6887
Fax: 303.730.1966
nb-customerservice@bio-techne.com

Bio-Techne Canada

21 Canmotor Ave
Toronto, ON M8Z 4E6
Canada
Phone: 905.827.6400
Toll Free: 855.668.8722
Fax: 905.827.6402
canada.inquires@bio-techne.com

Bio-Techne Ltd

19 Barton Lane
Abingdon Science Park
Abingdon, OX14 3NB, United Kingdom
Phone: (44) (0) 1235 529449
Free Phone: 0800 37 34 15
Fax: (44) (0) 1235 533420
info.EMEA@bio-techne.com

General Contact Information

www.novusbio.com
Technical Support: nb-technical@bio-techne.com
Orders: nb-customerservice@bio-techne.com
General: novus@novusbio.com

Products Related to NBP1-90078

| | |
|---------------|-----------------------------------------------------|
| NBP1-90078PEP | ASPP1 Recombinant Protein Antigen |
| NBP2-33376H | Blue Marker Antibody (6F4-F6) [HRP] |
| HAF008 | Goat anti-Rabbit IgG Secondary Antibody [HRP] |
| NB7160 | Goat anti-Rabbit IgG (H+L) Secondary Antibody [HRP] |
| NBP2-24891 | Rabbit IgG Isotype Control |

Limitations

This product is for research use only and is not approved for use in humans or in clinical diagnosis. Primary Antibodies are guaranteed for 1 year from date of receipt.

For more information on our 100% guarantee, please visit www.novusbio.com/guarantee

Earn gift cards/discounts by submitting a review: www.novusbio.com/reviews/submit/NBP1-90078

Earn gift cards/discounts by submitting a publication using this product:
www.novusbio.com/publications

