

Product Datasheet

GRP78/HSPA5 Antibody - BSA Free NBP1-89969

Unit Size: 0.1 ml

Store at 4C short term. Aliquot and store at -20C long term. Avoid freeze-thaw cycles.

www.novusbio.com



technical@novusbio.com

Publications: 2

Protocols, Publications, Related Products, Reviews, Research Tools and Images at:
www.novusbio.com/NBP1-89969

Updated 12/2/2025 v.20.1

Earn rewards for product
reviews and publications.

Submit a publication at www.novusbio.com/publications

Submit a review at www.novusbio.com/reviews/destination/NBP1-89969



NBP1-89969

GRP78/HSPA5 Antibody - BSA Free

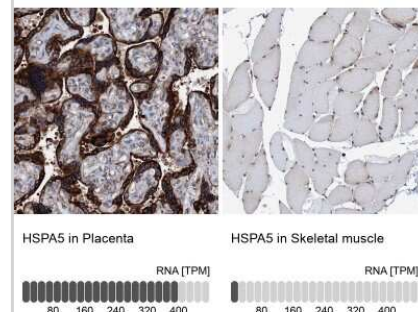
Product Information	
Unit Size	0.1 ml
Concentration	Concentrations vary lot to lot. See vial label for concentration. If unlisted please contact technical services.
Storage	Store at 4C short term. Aliquot and store at -20C long term. Avoid freeze-thaw cycles.
Clonality	Polyclonal
Preservative	0.02% Sodium Azide
Isotype	IgG
Purity	Affinity purified
Buffer	PBS (pH 7.2) and 40% Glycerol

Product Description	
Description	Novus Biologicals Rabbit GRP78/HSPA5 Antibody - BSA Free (NBP1-89969) is a polyclonal antibody validated for use in IHC and WB. Anti-GRP78/HSPA5 Antibody: Cited in 2 publications. All Novus Biologicals antibodies are covered by our 100% guarantee.
Host	Rabbit
Gene ID	3309
Gene Symbol	HSPA5
Species	Human, Mouse
Reactivity Notes	Use in Mouse reported in scientific literature (PMID:33296727)
Marker	ER Stress Marker
Immunogen	This antibody was developed against Recombinant Protein corresponding to amino acids: EKFAEEDKCLKKERIDTRNELESYAYSCLKNQIGDKEKLGKLSSEDKETMEKAVE EKIEWLESHQDADIEDFKAKKKELEEIVQPIISKL

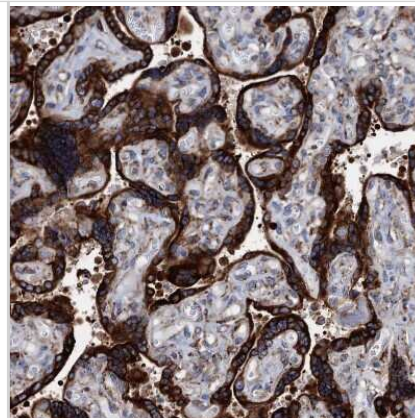
Product Application Details	
Applications	Western Blot, Immunohistochemistry-Paraffin, Immunohistochemistry
Recommended Dilutions	Western Blot 0.04-0.4 ug/ml, Immunohistochemistry 1:200 - 1:500, Immunohistochemistry-Paraffin 1:200 - 1:500
Application Notes	IHC, Retrieval method: HIER pH6

Images

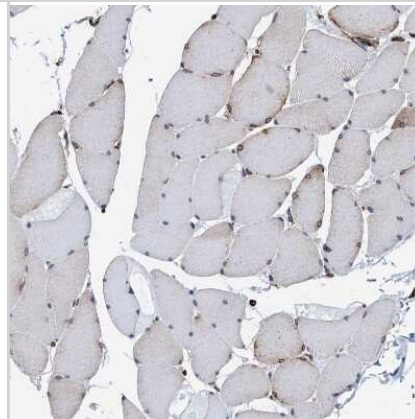
Immunohistochemistry-Paraffin: GRP78/HSPA5 Antibody [NBP1-89969] - Staining in human placenta and skeletal muscle tissues.. Corresponding HSPA5 RNA-seq data are presented for the same tissues.



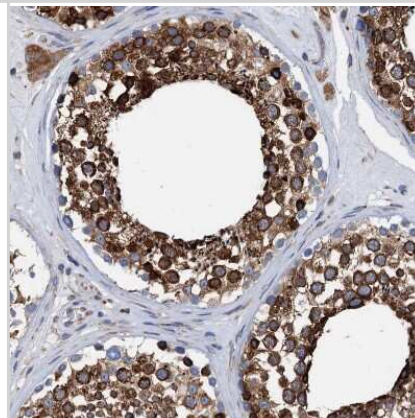
Immunohistochemistry-Paraffin: GRP78/HSPA5 Antibody [NBP1-89969]
- Staining of human placenta shows strong cytoplasmic positivity in trophoblastic cells.



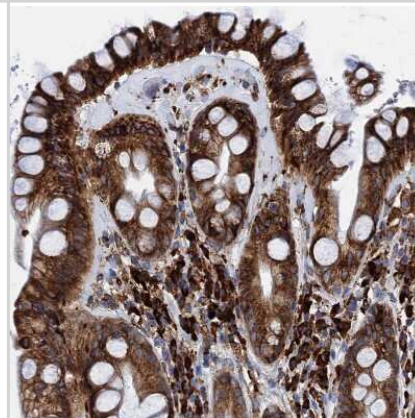
Immunohistochemistry-Paraffin: GRP78/HSPA5 Antibody [NBP1-89969]
- Staining of human skeletal muscle shows no positivity in striated muscle fibers as expected.



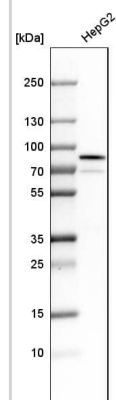
Immunohistochemistry-Paraffin: GRP78/HSPA5 Antibody [NBP1-89969]
- Staining of human testis shows strong cytoplasmic positivity in cells in seminiferous ducts.



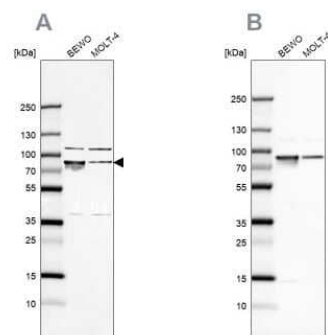
Immunohistochemistry-Paraffin: GRP78/HSPA5 Antibody [NBP1-89969]
- Staining of human rectum shows strong cytoplasmic positivity in glandular and lymphoid cells.



Analysis in human cell line HepG2.



Western Blot: GRP78/HSPA5 Antibody [NBP1-89969] - Analysis using Anti-HSPA5 antibody NBP1-89969 (A) shows similar pattern to independent antibody NBP1-89968 (B).



Publications

Y?ld?z B□I□kba?? E, Karolak JA, Gambin T et al. Do paternal deletions involving the FOXF1 locus on chromosome 16q24.1 manifest with more severe non-lung anomalies? *European Journal of Medical Genetics* 2022-06-01 [PMID: 35533956] (Western Blot, Mouse)

Wang Y, Wen W, Li H et al. MANF is neuroprotective against ethanol-induced neurodegeneration through ameliorating ER stress *Neurobiology of disease* 2020-12-06 [PMID: 33296727] (WB, Mouse)



Novus Biologicals USA

10730 E. Briarwood Avenue
Centennial, CO 80112
USA
Phone: 303.730.1950
Toll Free: 1.888.506.6887
Fax: 303.730.1966
nb-customerservice@bio-techne.com

Bio-Techne Canada

21 Canmotor Ave
Toronto, ON M8Z 4E6
Canada
Phone: 905.827.6400
Toll Free: 855.668.8722
Fax: 905.827.6402
canada.inquires@bio-techne.com

Bio-Techne Ltd

19 Barton Lane
Abingdon Science Park
Abingdon, OX14 3NB, United Kingdom
Phone: (44) (0) 1235 529449
Free Phone: 0800 37 34 15
Fax: (44) (0) 1235 533420
info.EMEA@bio-techne.com

General Contact Information

www.novusbio.com
Technical Support: nb-technical@bio-techne.com
Orders: nb-customerservice@bio-techne.com
General: novus@novusbio.com

Products Related to NBP1-89969

NBP1-89969PEP	GRP78/HSPA5 Recombinant Protein Antigen
NBP2-33376H	Blue Marker Antibody (6F4-F6) [HRP]
HAF008	Goat anti-Rabbit IgG Secondary Antibody [HRP]
NB7160	Goat anti-Rabbit IgG (H+L) Secondary Antibody [HRP]
NBP2-24891	Rabbit IgG Isotype Control

Limitations

This product is for research use only and is not approved for use in humans or in clinical diagnosis. Primary Antibodies are guaranteed for 1 year from date of receipt.

For more information on our 100% guarantee, please visit www.novusbio.com/guarantee

Earn gift cards/discounts by submitting a review: www.novusbio.com/reviews/submit/NBP1-89969

Earn gift cards/discounts by submitting a publication using this product:
www.novusbio.com/publications

