

# Product Datasheet

## TAO Kinase 1 Antibody - BSA Free NBP1-89864

Unit Size: 0.1 ml

Store at 4C short term. Aliquot and store at -20C long term. Avoid freeze-thaw cycles.

[www.novusbio.com](http://www.novusbio.com)



[technical@novusbio.com](mailto:technical@novusbio.com)

Reviews: 2

Protocols, Publications, Related Products, Reviews, Research Tools and Images at:  
[www.novusbio.com/NBP1-89864](http://www.novusbio.com/NBP1-89864)

Updated 12/2/2025 v.20.1

Earn rewards for product  
reviews and publications.

Submit a publication at [www.novusbio.com/publications](http://www.novusbio.com/publications)

Submit a review at [www.novusbio.com/reviews/destination/NBP1-89864](http://www.novusbio.com/reviews/destination/NBP1-89864)



**NBP1-89864****TAO Kinase 1 Antibody - BSA Free**

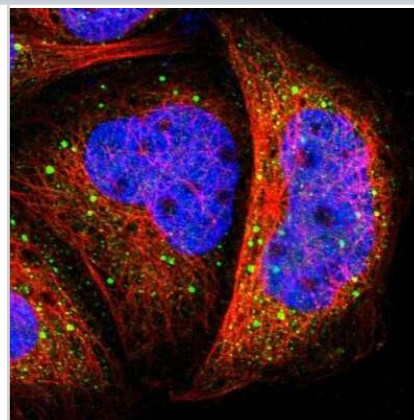
<b>Product Information</b>	
<b>Unit Size</b>	0.1 ml
<b>Concentration</b>	Concentrations vary lot to lot. See vial label for concentration. If unlisted please contact technical services.
<b>Storage</b>	Store at 4C short term. Aliquot and store at -20C long term. Avoid freeze-thaw cycles.
<b>Clonality</b>	Polyclonal
<b>Preservative</b>	0.02% Sodium Azide
<b>Isotype</b>	IgG
<b>Purity</b>	Affinity purified
<b>Buffer</b>	PBS (pH 7.2) and 40% Glycerol

<b>Product Description</b>	
<b>Description</b>	Novus Biologicals Rabbit TAO Kinase 1 Antibody - BSA Free (NBP1-89864) is a polyclonal antibody validated for use in IHC, ELISA and ICC/IF. All Novus Biologicals antibodies are covered by our 100% guarantee.
<b>Host</b>	Rabbit
<b>Gene ID</b>	57551
<b>Gene Symbol</b>	TAOK1
<b>Species</b>	Human
<b>Immunogen</b>	This antibody was developed against Recombinant Protein corresponding to amino acids: LSPEAFSHSYPGASGWSHNPTGGPGPHWGHMPMGGPPQAWGHMPMQGGPQP WGHPSPMQGVPRGSSMGVRNSPQALRRRTASGGRTEQGMSRSTSVTSQIS NGSH

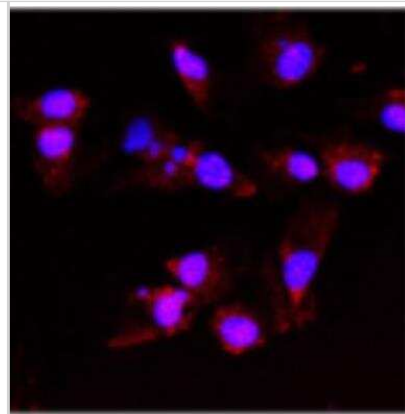
<b>Product Application Details</b>	
<b>Applications</b>	Immunohistochemistry-Paraffin, ELISA, Immunocytochemistry/ Immunofluorescence, Immunohistochemistry
<b>Recommended Dilutions</b>	ELISA, Immunohistochemistry 1:20 - 1:50, Immunocytochemistry/ Immunofluorescence 0.25 - 2 ug/mL, Immunohistochemistry-Paraffin 1:20 - 1:50
<b>Application Notes</b>	For IHC-Paraffin, HIER pH 6 retrieval is recommended. ICC/IF Fixation/Permeabilization: PFA/Triton X-100. This TAO Kinase 1 Antibody is validated for ELISA from a verified customer review.

**Images**

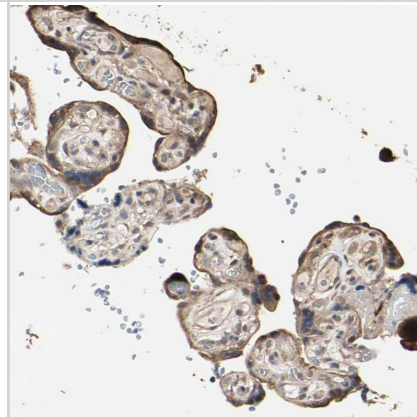
Immunocytochemistry/Immunofluorescence: TAO Kinase 1 Antibody [NBP1-89864] - Staining of human cell line A-431 shows localization to vesicles.



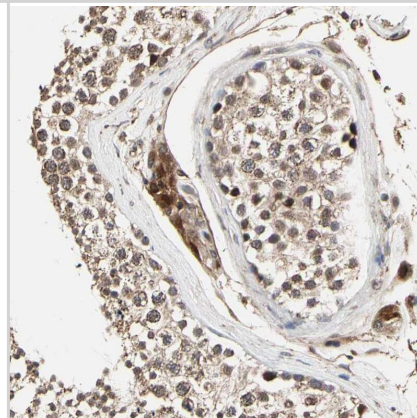
Immunocytochemistry/Immunofluorescence: TAO Kinase 1 Antibody [NBP1-89864] - TAO1 staining in human SH-SY5Y cell line. ICC/IF image submitted by a verified customer review.



Staining of human placenta shows moderate cytoplasmic positivity in trophoblastic cells.



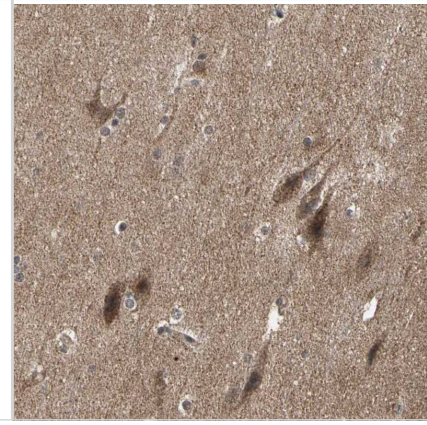
Staining of human testis shows moderate cytoplasmic positivity in Leydig cells.



Staining of human pancreas shows very weak cytoplasmic positivity in exocrine glandular cells.



Staining of human cerebral cortex shows strong cytoplasmic positivity in neurons.





### **Novus Biologicals USA**

10730 E. Briarwood Avenue  
Centennial, CO 80112  
USA  
Phone: 303.730.1950  
Toll Free: 1.888.506.6887  
Fax: 303.730.1966  
nb-customerservice@bio-techne.com

### **Bio-Techne Canada**

21 Canmotor Ave  
Toronto, ON M8Z 4E6  
Canada  
Phone: 905.827.6400  
Toll Free: 855.668.8722  
Fax: 905.827.6402  
canada.inquires@bio-techne.com

### **Bio-Techne Ltd**

19 Barton Lane  
Abingdon Science Park  
Abingdon, OX14 3NB, United Kingdom  
Phone: (44) (0) 1235 529449  
Free Phone: 0800 37 34 15  
Fax: (44) (0) 1235 533420  
info.EMEA@bio-techne.com

### **General Contact Information**

www.novusbio.com  
Technical Support: nb-technical@bio-techne.com  
Orders: nb-customerservice@bio-techne.com  
General: novus@novusbio.com

### **Products Related to NBP1-89864**

---

NBP1-89864PEP	TAO Kinase 1 Recombinant Protein Antigen
HAF008	Goat anti-Rabbit IgG Secondary Antibody [HRP]
NB7160	Goat anti-Rabbit IgG (H+L) Secondary Antibody [HRP]
NBP2-24891	Rabbit IgG Isotype Control

---

### **Limitations**

This product is for research use only and is not approved for use in humans or in clinical diagnosis. Primary Antibodies are guaranteed for 1 year from date of receipt.

For more information on our 100% guarantee, please visit [www.novusbio.com/guarantee](http://www.novusbio.com/guarantee)

Earn gift cards/discounts by submitting a review: [www.novusbio.com/reviews/submit/NBP1-89864](http://www.novusbio.com/reviews/submit/NBP1-89864)

Earn gift cards/discounts by submitting a publication using this product:  
[www.novusbio.com/publications](http://www.novusbio.com/publications)

