

Product Datasheet

Factor XIIIb Antibody - BSA Free NBP1-89811

Unit Size: 0.1 ml

Store at 4C short term. Aliquot and store at -20C long term. Avoid freeze-thaw cycles.

www.novusbio.com



technical@novusbio.com

Publications: 2

Protocols, Publications, Related Products, Reviews, Research Tools and Images at:
www.novusbio.com/NBP1-89811

Updated 12/2/2025 v.20.1

Earn rewards for product
reviews and publications.

Submit a publication at www.novusbio.com/publications

Submit a review at www.novusbio.com/reviews/destination/NBP1-89811



NBP1-89811

Factor XIIIb Antibody - BSA Free

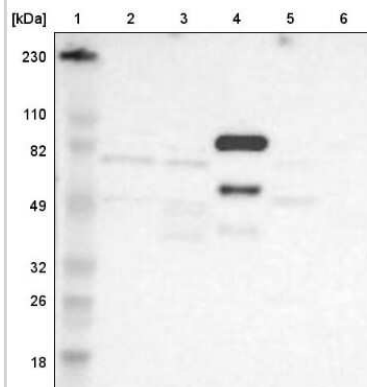
Product Information	
Unit Size	0.1 ml
Concentration	Concentrations vary lot to lot. See vial label for concentration. If unlisted please contact technical services.
Storage	Store at 4C short term. Aliquot and store at -20C long term. Avoid freeze-thaw cycles.
Clonality	Polyclonal
Preservative	0.02% Sodium Azide
Isotype	IgG
Purity	Affinity purified
Buffer	PBS (pH 7.2) and 40% Glycerol

Product Description	
Description	Novus Biologicals Rabbit Factor XIIIb Antibody - BSA Free (NBP1-89811) is a polyclonal antibody validated for use in IHC and WB. Anti-Factor XIIIb Antibody: Cited in 2 publications. All Novus Biologicals antibodies are covered by our 100% guarantee.
Host	Rabbit
Gene ID	2165
Gene Symbol	F13B
Species	Human
Immunogen	This antibody was developed against Recombinant Factor XIIIb Protein corresponding to amino acids: FCLAGYTTESGRQEEQTTCTTEGWSPEPRCFKKCTKPDLSNGYISDVKLLYKIQ ENMHYGCASGYKTTGGKDEEVVQCLSDGWSSQPTCRKEHETCLAPELYNGN YSTTQKTFKVKDKVQYECATGYTAGGKTEEV

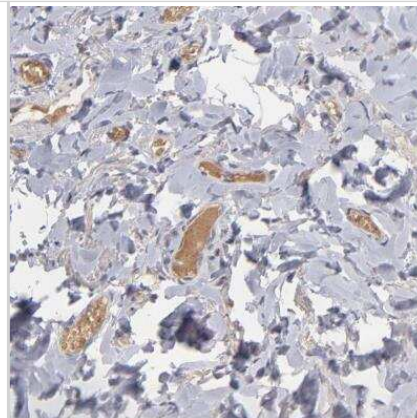
Product Application Details	
Applications	Western Blot, Immunohistochemistry-Paraffin, Immunohistochemistry
Recommended Dilutions	Western Blot 0.04-0.4 ug/ml, Immunohistochemistry 1:200 - 1:500, Immunohistochemistry-Paraffin 1:200 - 1:500
Application Notes	For IHC-Paraffin, HIER pH 6 retrieval is recommended.

Images

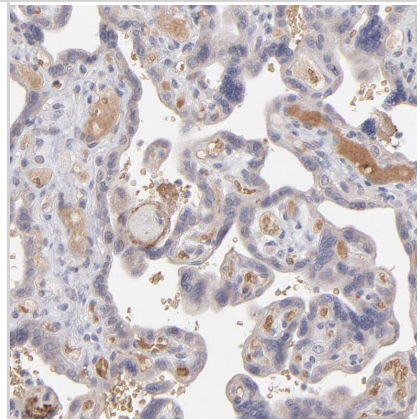
Western Blot: Factor XIIIb Antibody [NBP1-89811] - Lane 1: Marker [kDa] 230, 110, 82, 49, 32, 26, 18. Lane 2: Human cell line RT-4. Lane 3: Human cell line U-251MG sp. Lane 4: Human plasma (IgG/HSA depleted). Lane 5: Human liver tissue. Lane 6: Human tonsil tissue



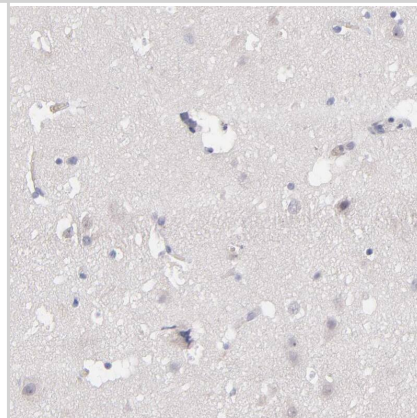
Immunohistochemistry-Paraffin: Factor XIIIb Antibody [NBP1-89811] - Staining of human duodenum shows positivity in plasma in blood vessels.



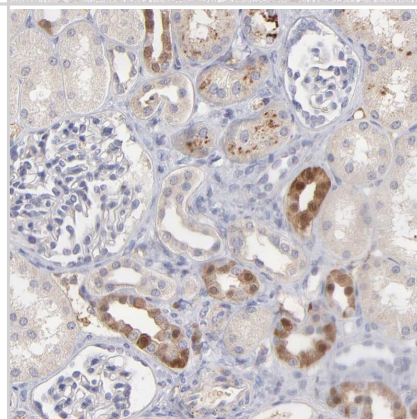
Staining of human placenta shows positivity in plasma.



Staining of human cerebral cortex shows no positivity in neurons as expected.



Staining of human kidney shows cytoplasmic positivity in cells in tubules.



Publications

Zhou C, Simpson KL, Lancashire LJ et al. Statistical considerations of optimal study design for human plasma proteomics and biomarker discovery. J Proteome Res 2012-04-01 [PMID: 22338609]

Kato BS, Nicholson G, Neiman M et al. Variance decomposition of protein profiles from antibody arrays using a longitudinal twin model. Proteome Sci 2011-11-17 [PMID: 22093360]



Novus Biologicals USA

10730 E. Briarwood Avenue
Centennial, CO 80112
USA

Phone: 303.730.1950

Toll Free: 1.888.506.6887

Fax: 303.730.1966

nb-customerservice@bio-techne.com

Bio-Techne Canada

21 Canmotor Ave
Toronto, ON M8Z 4E6
Canada

Phone: 905.827.6400

Toll Free: 855.668.8722

Fax: 905.827.6402

canada.inquires@bio-techne.com

Bio-Techne Ltd

19 Barton Lane
Abingdon Science Park
Abingdon, OX14 3NB, United Kingdom

Phone: (44) (0) 1235 529449

Free Phone: 0800 37 34 15

Fax: (44) (0) 1235 533420

info.EMEA@bio-techne.com

General Contact Information

www.novusbio.com

Technical Support: nb-technical@bio-techne.com

Orders: nb-customerservice@bio-techne.com

General: novus@novusbio.com

Products Related to NBP1-89811

NBP1-89811PEP	Factor XIIIb Recombinant Protein Antigen
NBP2-33376H	Blue Marker Antibody (6F4-F6) [HRP]
HAF008	Goat anti-Rabbit IgG Secondary Antibody [HRP]
NB7160	Goat anti-Rabbit IgG (H+L) Secondary Antibody [HRP]
NBP2-24891	Rabbit IgG Isotype Control

Limitations

This product is for research use only and is not approved for use in humans or in clinical diagnosis. Primary Antibodies are guaranteed for 1 year from date of receipt.

For more information on our 100% guarantee, please visit www.novusbio.com/guarantee

Earn gift cards/discounts by submitting a review: www.novusbio.com/reviews/submit/NBP1-89811

Earn gift cards/discounts by submitting a publication using this product:
www.novusbio.com/publications



