

Product Datasheet

alpha-Galactosidase A/GLA Antibody - BSA Free NBP1-89797

Unit Size: 0.1 ml

Store at 4C short term. Aliquot and store at -20C long term. Avoid freeze-thaw cycles.

www.novusbio.com



technical@novusbio.com

Protocols, Publications, Related Products, Reviews, Research Tools and Images at:
www.novusbio.com/NBP1-89797

Updated 12/2/2025 v.20.1

Earn rewards for product
reviews and publications.

Submit a publication at www.novusbio.com/publications

Submit a review at www.novusbio.com/reviews/destination/NBP1-89797



NBP1-89797

alpha-Galactosidase A/GLA Antibody - BSA Free

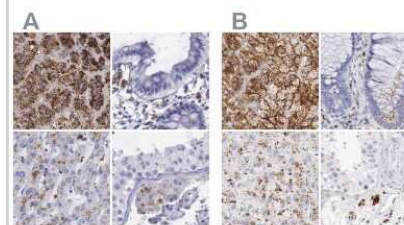
Product Information	
Unit Size	0.1 ml
Concentration	Concentrations vary lot to lot. See vial label for concentration. If unlisted please contact technical services.
Storage	Store at 4C short term. Aliquot and store at -20C long term. Avoid freeze-thaw cycles.
Clonality	Polyclonal
Preservative	0.02% Sodium Azide
Isotype	IgG
Purity	Affinity purified
Buffer	PBS (pH 7.2) and 40% Glycerol

Product Description	
Description	Novus Biologicals Rabbit alpha-Galactosidase A/GLA Antibody - BSA Free (NBP1-89797) is a polyclonal antibody validated for use in IHC. All Novus Biologicals antibodies are covered by our 100% guarantee.
Host	Rabbit
Gene ID	2717
Gene Symbol	GLA
Species	Human
Immunogen	This antibody was developed against Recombinant Protein corresponding to amino acids: FDGCYCDSLENLADGYKHMSLALNRTGRSIVYSCEWPLYMWPWFQKPNYTEIR QYCNHWRNFADIDDSWKSISILDWTSFNQERIVDVAGPGGWNDPDMVLVIGNF GLSWNQQVTQMA

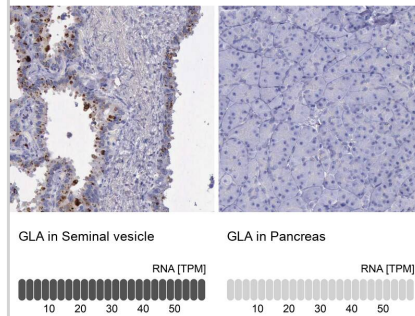
Product Application Details	
Applications	Immunohistochemistry-Paraffin, Immunohistochemistry
Recommended Dilutions	Immunohistochemistry 1:200 - 1:500, Immunohistochemistry-Paraffin 1:200 - 1:500
Application Notes	For IHC-Paraffin, HIER pH 6 retrieval is recommended.

Images

Immunohistochemistry-Paraffin: alpha-Galactosidase A/GLA Antibody [NBP1-89797] - Staining of human adrenal gland, colon, liver and testis using Anti-GLA antibody NBP1-89797 (A) shows similar protein distribution across tissues to independent antibody NBP1-89796 (B).



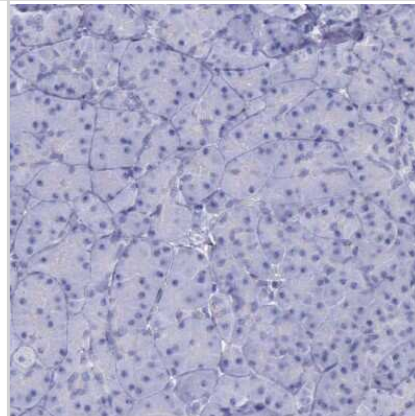
Analysis in human seminal vesicle and pancreas tissues using Anti-GLA antibody. Corresponding GLA RNA-seq data are presented for the same tissues.



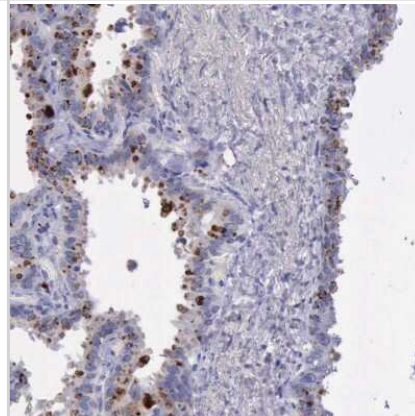
Immunohistochemistry-Paraffin: alpha-Galactosidase A/GLA Antibody [NBP1-89797] - Staining of human colon.



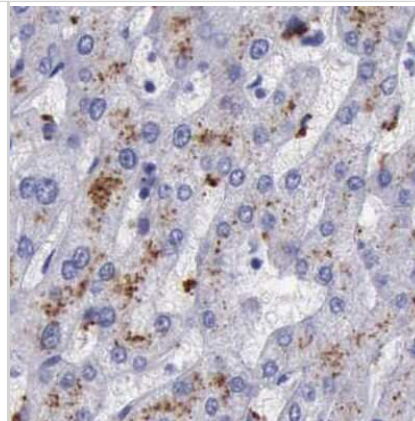
Immunohistochemistry-Paraffin: alpha-Galactosidase A/GLA Antibody [NBP1-89797] - Staining of human pancreas shows low expression as expected.



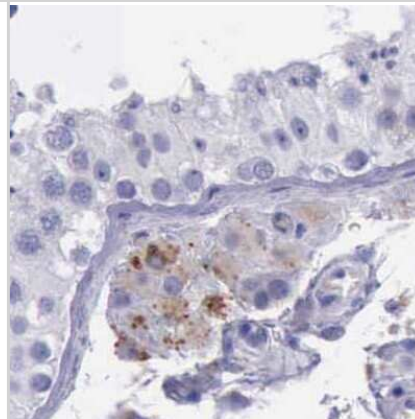
Immunohistochemistry-Paraffin: alpha-Galactosidase A/GLA Antibody [NBP1-89797] - Staining of human seminal vesicle shows high expression.



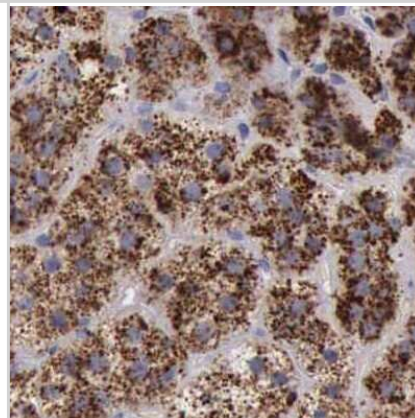
Immunohistochemistry-Paraffin: alpha-Galactosidase A/GLA Antibody [NBP1-89797] - Staining of human liver.



Immunohistochemistry-Paraffin: alpha-Galactosidase A/GLA Antibody [NBP1-89797] - Staining of human testis.



Immunohistochemistry-Paraffin: alpha-Galactosidase A/GLA Antibody [NBP1-89797] - Staining of human adrenal gland.





Novus Biologicals USA

10730 E. Briarwood Avenue
Centennial, CO 80112
USA
Phone: 303.730.1950
Toll Free: 1.888.506.6887
Fax: 303.730.1966
nb-customerservice@bio-techne.com

Bio-Techne Canada

21 Canmotor Ave
Toronto, ON M8Z 4E6
Canada
Phone: 905.827.6400
Toll Free: 855.668.8722
Fax: 905.827.6402
canada.inquires@bio-techne.com

Bio-Techne Ltd

19 Barton Lane
Abingdon Science Park
Abingdon, OX14 3NB, United Kingdom
Phone: (44) (0) 1235 529449
Free Phone: 0800 37 34 15
Fax: (44) (0) 1235 533420
info.EMEA@bio-techne.com

General Contact Information

www.novusbio.com
Technical Support: nb-technical@bio-techne.com
Orders: nb-customerservice@bio-techne.com
General: novus@novusbio.com

Products Related to NBP1-89797

NBP1-89797PEP	alpha-Galactosidase A/GLA Recombinant Protein Antigen
HAF008	Goat anti-Rabbit IgG Secondary Antibody [HRP]
NB7160	Goat anti-Rabbit IgG (H+L) Secondary Antibody [HRP]
NBP2-24891	Rabbit IgG Isotype Control

Limitations

This product is for research use only and is not approved for use in humans or in clinical diagnosis. Primary Antibodies are guaranteed for 1 year from date of receipt.

For more information on our 100% guarantee, please visit www.novusbio.com/guarantee

Earn gift cards/discounts by submitting a review: www.novusbio.com/reviews/submit/NBP1-89797

Earn gift cards/discounts by submitting a publication using this product:
www.novusbio.com/publications

